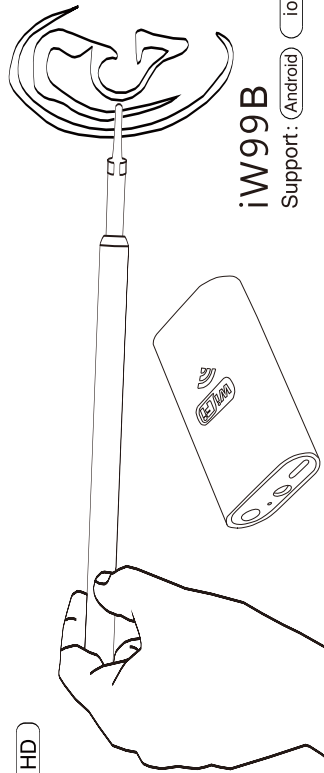


Wi-Fi Visual Earwax Clean Tool

WiFi HD



iW99B

Support: (Android) ios PC

Important note
Children can't use it alone

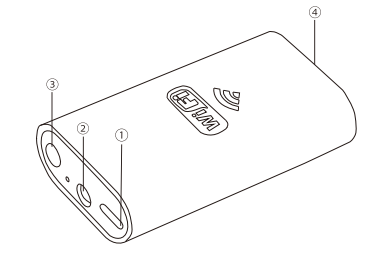
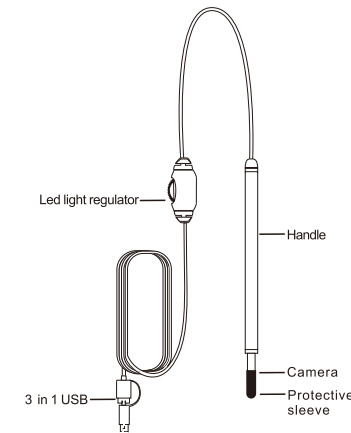
When using it, please note the following points

1. The product is waterproof, and can not be soaked for a long time.
2. The best camera focal length is 1.4 -2 cm.
3. Please be careful when using the product, do not touch the eardrum.
4. Please ensuring the wifi box have remaining power in battery to operate before use it.

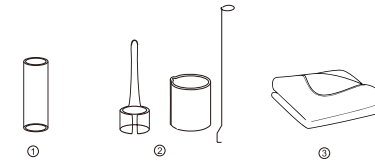
Product Introduction

This is a HD visual ear canal cleaning tool that includes a mini camera whose diameter is 5.5mm and a few interchangeable accessories, with ear pick, adhesive ear pick, ear pick with cotton Stick, earmuffs. Images can be displayed and saved on your phone or computer.

Product function introduction




| | |
|---|-------------------------|
| ① | input camera |
| ② | Indicator light |
| ③ | power button |
| ④ | Wifi Power Supply input |



| | | | |
|---|-------------------|------|---|
| ① | Protective sleeve | Role | To protect the eardrum from harm |
| ② | Ear spoon | Role | Can easily remove within the ear wax in the ear canal |
| ③ | Cleaning cloth | Role | Used for cleaning the camera |

***Assembly of ear spoon :**

1.Assembling ear spoon

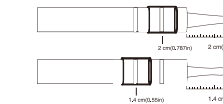


2.Fixed ear spoon



***Assembly of Cotton head and Adhesive head:**

The distance between the camera and the attachment is 1.4-2cm(0.551-0.787in)

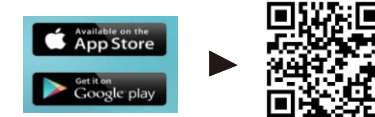


Through Connect wireless WiFi used on phone

- ✓ Necessary conditions for phones
- ✓ Requires Android 4.2 or later ios9.0 or later
- ✓ Have installed YCamera app
- ✓ Have connected the endoscope of wifi
- ✓ Mobile phones are allowed YCamera app to use WLAN

Download the App


For Apple and Android users: Search for "Ycamera"on App Store or Google Play Store, download and install the app.



Start to use

- Step one Plug in the USB camera
- Step two Press long the power button to power on the device(Make battery level is high)
- Step three Enter WI-FI settings on your phone and connect your phone to Endoscope_****
- Step four Open the ycamera application on the mobile phone

Run the application



- Press the power button quickly 2 times,the wifi box will turn off.
- Press long the power button 3 seconds,the LED will Enable lighting function.

Through Connect micro usb or type-c used on android phone

- ✓ Necessary conditions for phones
- ✓ Requires Android 4.2 or later
- ✓ Have and open OTG function
- ✓ Access to an external camera

Make sure the phone turns on the OTG function before use.

How to use on mobile Android phone

- Step one Download APP:Search for "camera fi" APP on Google Play Store, or scanning the QR code below, or enter the URL: www.inskam.com/download/inskam.apk
- Step two Install the APP in the phone.
- Step three Connect the product to the phone, then you can use this product.



How to use on Windows system

- Step one Enter the URL : www.inskam.com/download/camera.zip to download the "Smart Camera" drive.
- Step two Install the drive in the PC.
- Step three connect the product to the PC,open the "Smart Camera" drive. You can start using this product.

How to use on Mac system

Method Please use "Photo Booth", "QuickTime Player" or "VLC (VideoLan Client)" drives

For more operation of video, search for "198 visual cleaner" at YouTube or enter <https://goo.gl/ya59EG>.

Product parameters

| | |
|------------------|---|
| Camera diameter | 5.5mm |
| Camera pixels | 1.3 million |
| Is it waterproof | No |
| Led | 6leds |
| Cleaning method | Wipe with alcohol |
| Accessories | Earpicks*2 Ring Earpick*2 Cleaning Cloth*1 Camera protective cover*1 |

Troubleshootin

If this equipment does not work properly, read the following contents carefully, troubleshoot the problem or contact us for the solution.

| Problem | Solution |
|---|---|
| Connect the phone, the light does not shine, and no image | Please confirm whether OTG function is on |
| Connect the phone, lights, and no images | Please confirm whether the phone supports free driving UVC camera |
| Camera is not clear | The best focal length is 1.4-2 cm, check if there is dirt in camera |
| Cannot remove the earwax | Please try sticky cotton stick or swab cotton stick |
| Doesn't work on the phone / computer, | Please confirm whether it is connected with the device / whether the camerfi software is downloaded and operating |