



TICWRIS GTS

User Manual

Certified Product

Hello, dear friend, thank you for choosing TICWRIS smart watch product. Our product complies with all applicable EU regulations, including RoHS, and CE marked. Please rest assured.

Product Safety

This product has a built-in lithium polymer battery. For your personal and property safety, it is forbidden to use and store this product in extreme temperatures above 50C, otherwise it may cause fire or other safety accidents.

Charge

Charge your watch fully before using it for the first time. Please charge your watch with the original charger lead whenever possible. It should be charged to 5V / 500mAh and no more than 5V / 1A.

Waterproof

This product has a rating of IP68 waterproof, and is resistant to rain, splash and is possible to swim in 2 meters' deep water. However, don't expose your watch to pressurized warm water or corrosive liquid. The waterproof function is disabled if the user disassembles the watch by himself.


After-Sales Service

TICWRIS offers 1-year warranty starts from receiving purchase. We offer replacement, repair, remote connection, send spare parts to help you resolve certain types of problems. If you have any after-sales questions, please contact our technicians by email at service@ticwrisk.com.

TICWRIS Website

Welcome to visit TICWRIS website www.ticwrisk.com for more products and service information.

Specifications:

Model	 TICWRIS GTS
Display	1.3" TFT 240*240
Touch Screen	Capacitive touch screen
Housing	Plastic
Strap	Silicone 20mm
Processor	nRF52832
Memory	64Kb+512Kb
Battery	160mAh
Standby Time	Daily use 5 days/Standby 20 days
Water proof	IP68
Bluetooth	Ver4.0
Phone System	Above Android 5.1 & ios 9.0
G-Sensor	Yes
Heart Rate Sensor	Yes
Pedometer	Yes
GPS	N/A

Appearance





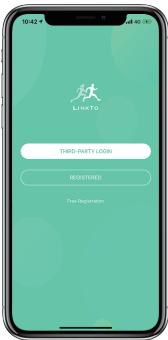
Connect the Watch

Scan the following QR code with your phone to download the LinkTo Sport App.

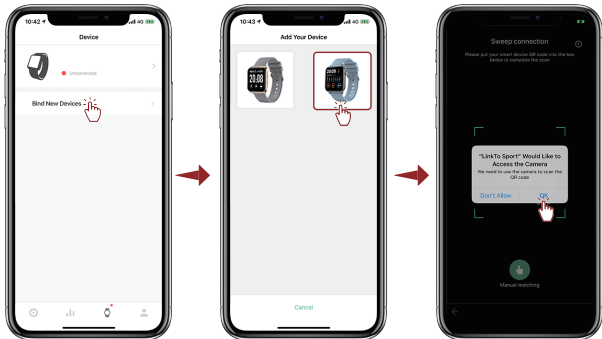


※Keep in mind that turning on all the permissions to allow this application on your phone to run functionality.

Open the app you could register with Login, from a third-party site using Login or login without registration.



In LinkTo Sport, click on the "📶" icon below, then click on the watch in the first column and select the GTS model on the right. At this time, your phone is ready to scan.



TICWRIS

www.ticwris.com

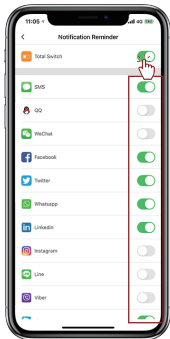
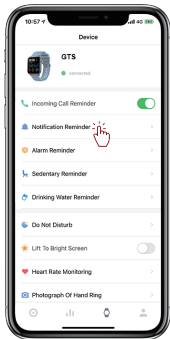
Then enter the menu on your watch, open the QR-code, use your phone to scan the QR code to connect.



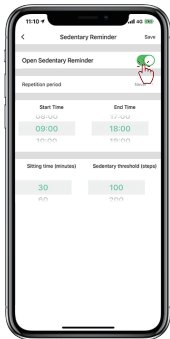
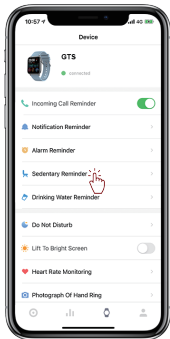
※ Note: If your phone is in standby for a long time. This app may be closed automatically by the system. Please reopen the app to connect the watch.

LinkTo Sport Settings

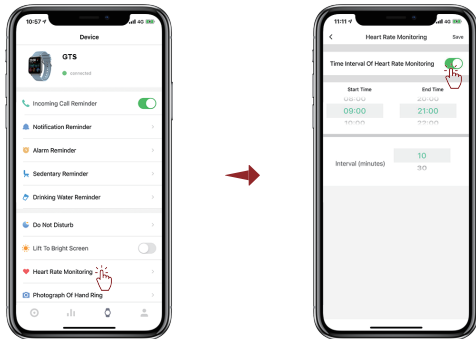
Set message notification types according to personal needs.



Set sedentary reminder.



Set heart rate monitoring in real time.



There are more functions that can be set in LinkTo.

Basic watch operation

Power on / off: long press the power button for 3s to power on / off



Replace the dial

On the dial interface, long press the dial for about 3s to switch between different style dials.



Temperature Check

1. Enter the temperature application in the menu.
2. Precautions for reading: Please do not check the temperature in extremely high or low-temperature environments. Click "✓" after reading.
3. The body temperature can be measured in about 3-5 seconds.



※Note:

1. This product is not a medical device. The test data is for reference only and cannot be used on a clinical basis.
2. Please start to test the body temperature after wearing the watch for more than 1 hour.
3. The temperature taken in the arm will be 0.3-0.7 °C less than oral reading.

