

1st Application

This UV lamp was designed and produced according to national standard GB19258-2012. Mainly used in Home, School, Hospital, restaurant Etc. It was used for killing bacteria and viruses, 99.99% killing indoor bacteria, and viruses.

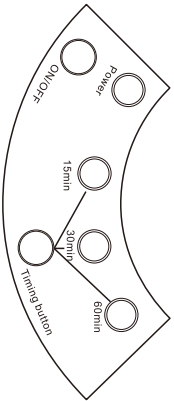
Attention Due to the harm of ultraviolet to eyes, skin, scalp and other human organs, the appliance can not be used directly. It needs to be used on the place which can avoid the ultraviolet to get to people directly. It is strictly prohibited to use the appliance when the ultraviolet can get to people or animals directly. People shall not stay with the appliance in same room if the appliance is with ozone function. After using this appliance, the doors and windows shall be opened for ventilation

2nd Technical data and product size

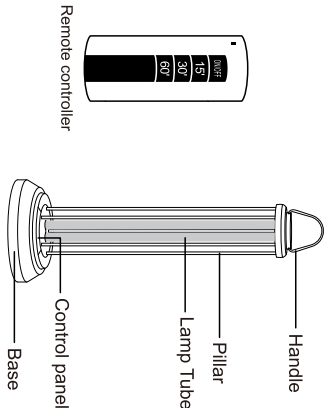
Product Name : UV Sterilizing table lamp

Model	Rated Voltage	Rated Wattage	Rated Current
ZW6D01TV-S018B01	220V110V~50/60Hz	60W	0.43A
ZW6D01TV-S028B01	220V110V~50/60Hz	60W	0.43A
ZW9B01TV-S018B01	220V110V~50/60Hz	38W	0.26A
ZW9B01TV-S028B01	220V110V~50/60Hz	38W	0.26A
Model	PF	Radiation	Weight
ZW6D01TV-S018B01	0.62 cosΦ	235μW/cm ²	3.3kg
ZW6D01TV-S028B01	0.62 cosΦ	235μW/cm ²	3.3kg
ZW9B01TV-S018B01	0.62 cosΦ	180μW/cm ²	3.1kg
ZW9B01TV-S028B01	0.62 cosΦ	180μW/cm ²	3.1kg

Control panel



Product appearance Name



3rd Main components

This product includes UV lamp tube, ballast, and bracket, base Etc. Long life time. High Ra, lumen output is stable, high efficient.

4th Installation method and precautions

Usage (same with remote controller or the control panel)
1. After connecting the power supply, lamp will ring one time. Power indicator light.

2. ON/OFF is to turn on or off this lamp.
3. After turn on the products please set up 15/30/60 minutes for working time.
4. After set up the working time, push button "ON" lamp will start to work in 10 seconds.
5. during work time, If push button ON or OFF lamp will stop working and come back to stand by.

5th Maintain

1. UV lamp tube should be cleaned on time by professional worker.
2. Collision is not allowed during use and maintenance to avoid scratching the lamp tube
3. Check the connection regularly to avoid affecting the power on performance
4. If the product broken, it needs to be repaired by professional worker.
5. If need to change the lamp tube. Please contact with manufacture to replace the same model lamp tube.

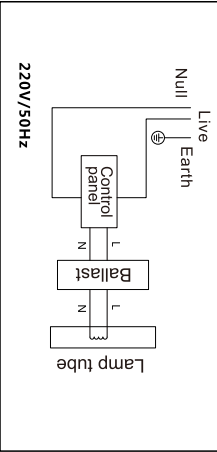
6th Storage environmental conditions

Temperature : -20℃ ~ +40℃
Humidity: (ta=25℃) ≤90%.

7th Precautions for unpacking and inspection

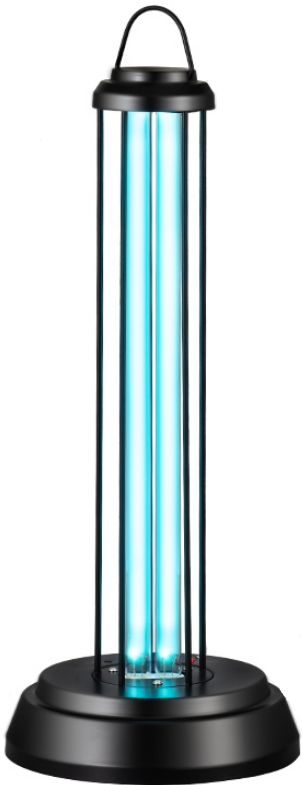
1. To check the appearance if damaged during transportation
2. UV lamp, operation manual, product certificate and installation accessories package are available in the packing box

8th Circuit diagram



UV Sterilizing table lamp

Ultraviolet lamp



Please read the instruction manual carefully before using this product

