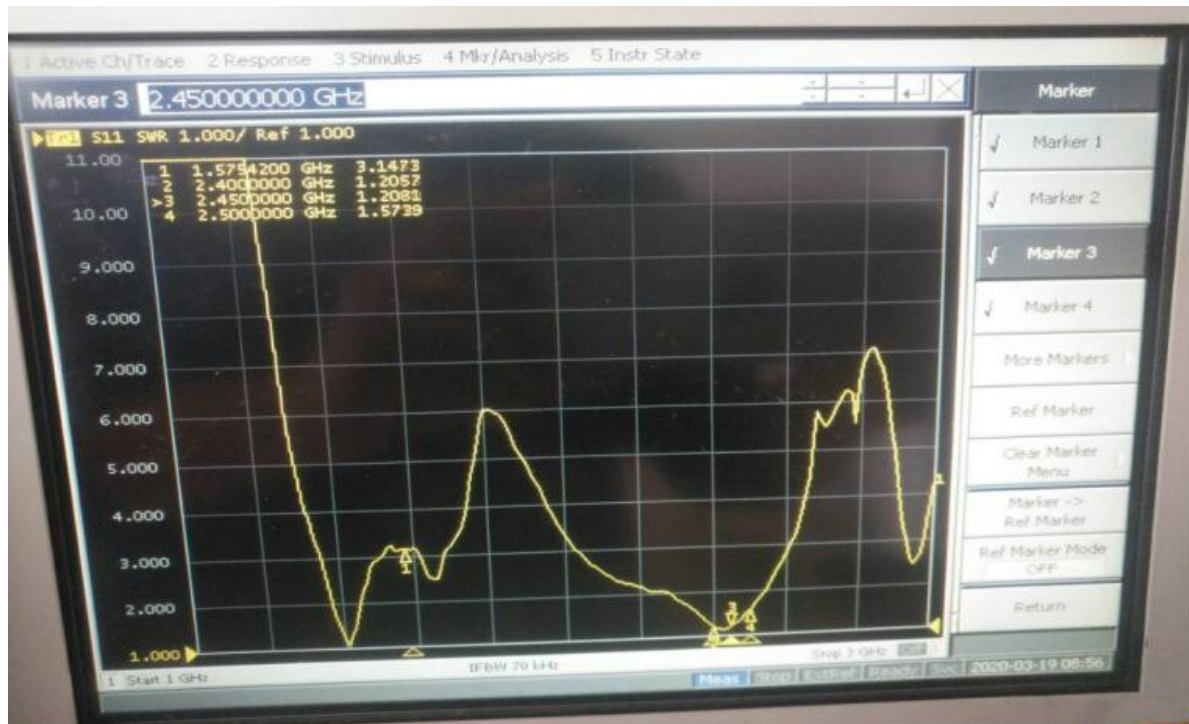


Standing wave diagram

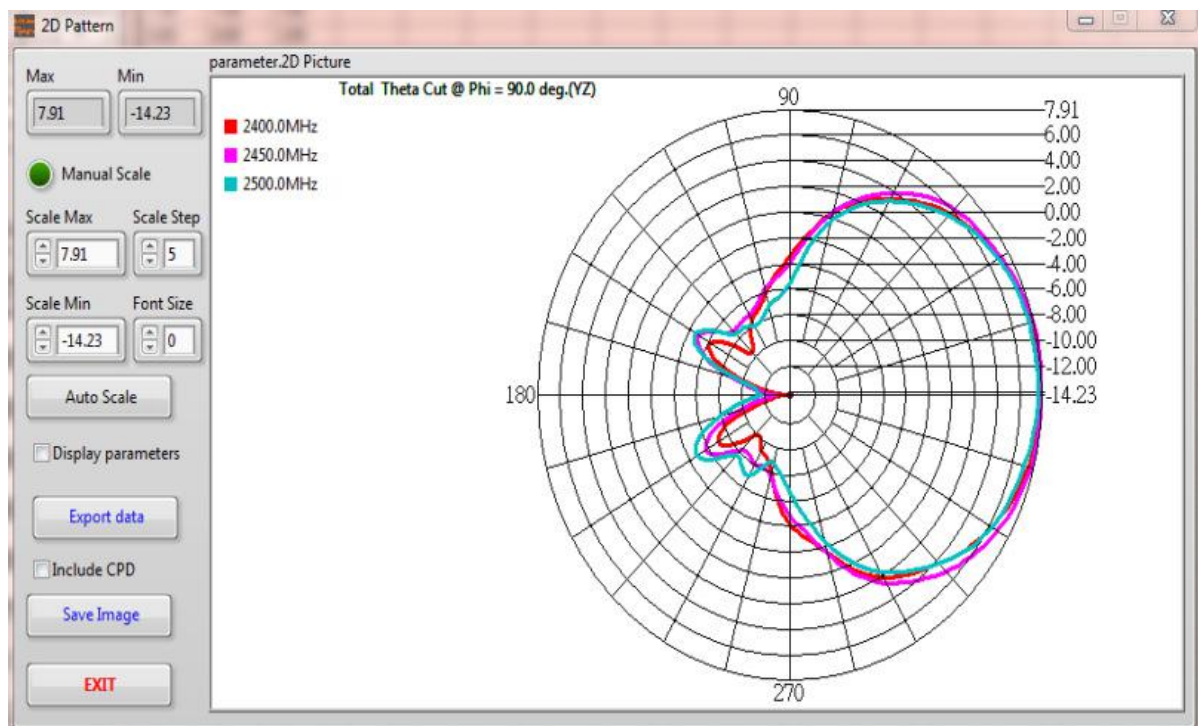


Antenna efficiency and gain

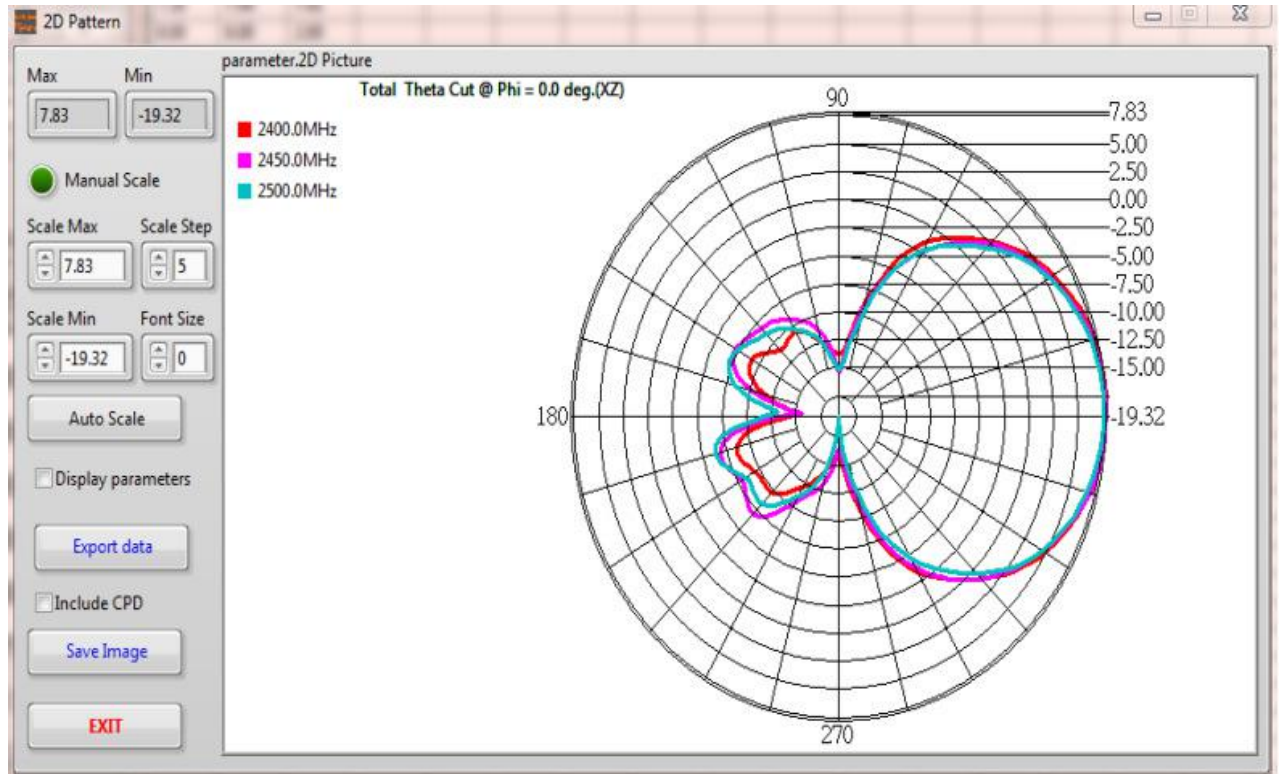
Frequency(MHz)	2400.0	2410.0	2420.0	2430.0	2440.0	2450.0	2460.0	2470.0	2480.0	2490.0	2500.0
Peak Gain(dBi)	7.83	7.69	7.79	7.83	8.02	7.93	7.97	7.87	7.69	7.83	7.60
Directivity(dBi)	7.90	7.84	7.85	7.72	7.76	7.77	7.86	7.95	8.00	8.05	7.96
Average Gain(dBi)	-0.07	-0.15	-0.06	0.12	0.26	0.16	0.11	-0.08	-0.31	-0.22	-0.36
Efficiency(%)	98.44	96.64	98.73	102.71	106.19	103.75	102.56	98.11	93.12	95.03	92.04
Upper HEM . EIRP(dB)	-0.37	-0.46	-0.38	-0.22	-0.08	-0.20	-0.24	-0.44	-0.67	-0.58	-0.72
Lower HEM . EIRP(dB)	-11.82	-11.78	-11.53	-11.11	-10.91	-10.83	-10.95	-11.16	-11.32	-11.29	-11.30
Upper HEM . EIRP(%)	91.87	90.01	91.69	94.96	98.07	95.49	94.52	90.46	85.74	87.60	84.63
Lower HEM . EIRP(%)	6.57	6.63	7.03	7.74	8.12	8.27	8.04	7.65	7.38	7.44	7.41
Peak Gain @ Theta(degree)	-4.00	-4.00	-8.00	8.00	10.00	12.00	10.00	10.00	8.00	6.00	2.00
Peak Gain @ Phi(degree)	152.00	118.00	118.00	90.00	94.00	104.00	108.00	108.00	100.00	82.00	34.00
Null @ Phi(degree)	84.00	84.00	84.00	82.00	82.00	82.00	82.00	-84.00	-84.00	-86.00	-88.00
Null @ Theta(degree)	18.00	16.00	16.00	16.00	16.00	18.00	18.00	18.00	18.00	16.00	14.00
Roundness @90degree	18.51	17.74	16.91	16.50	15.79	15.90	16.06	16.57	18.02	18.62	18.91
Roundness @60degree	7.91	7.89	8.00	8.65	8.64	9.21	9.35	9.46	9.80	9.43	9.50
Roundness @30degree	2.39	2.33	2.48	2.77	2.99	3.11	2.99	2.86	2.69	2.53	2.64

Antenna 2D pattern

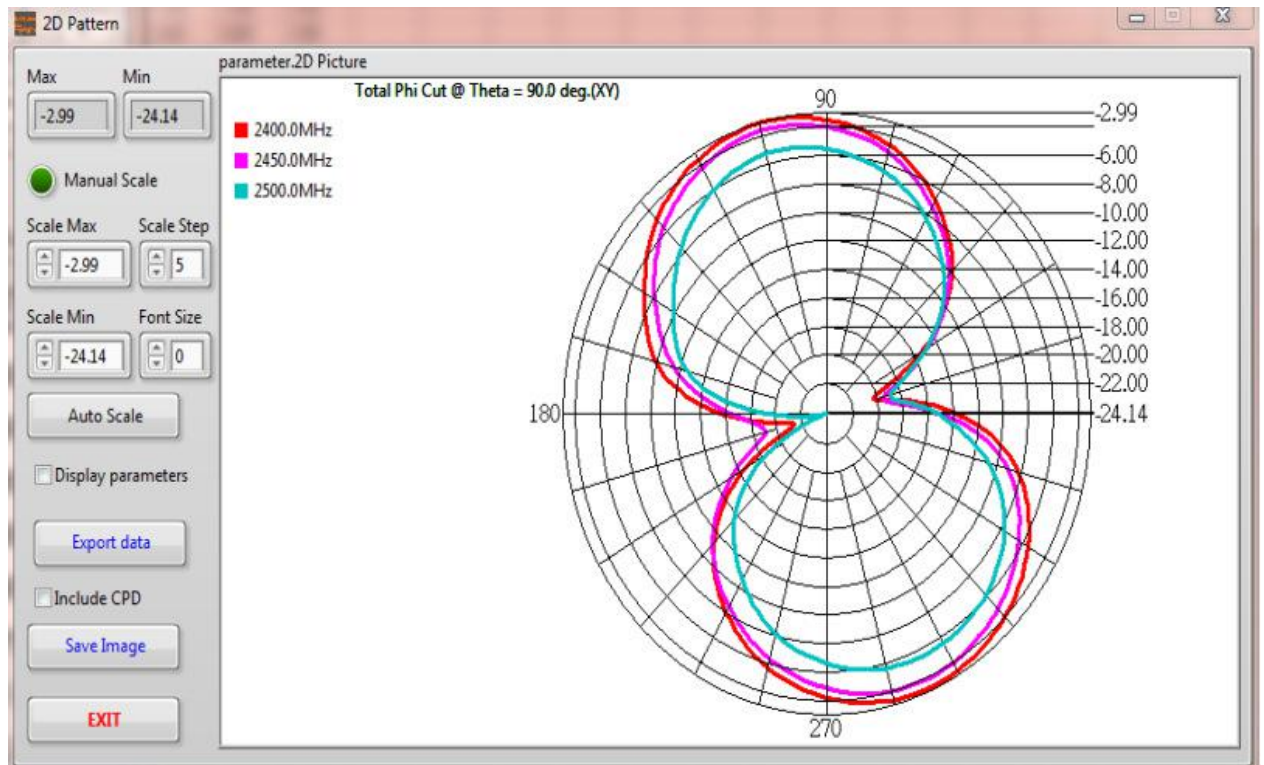
Antenna YZ plane pattern



Antenna XZ plane pattern

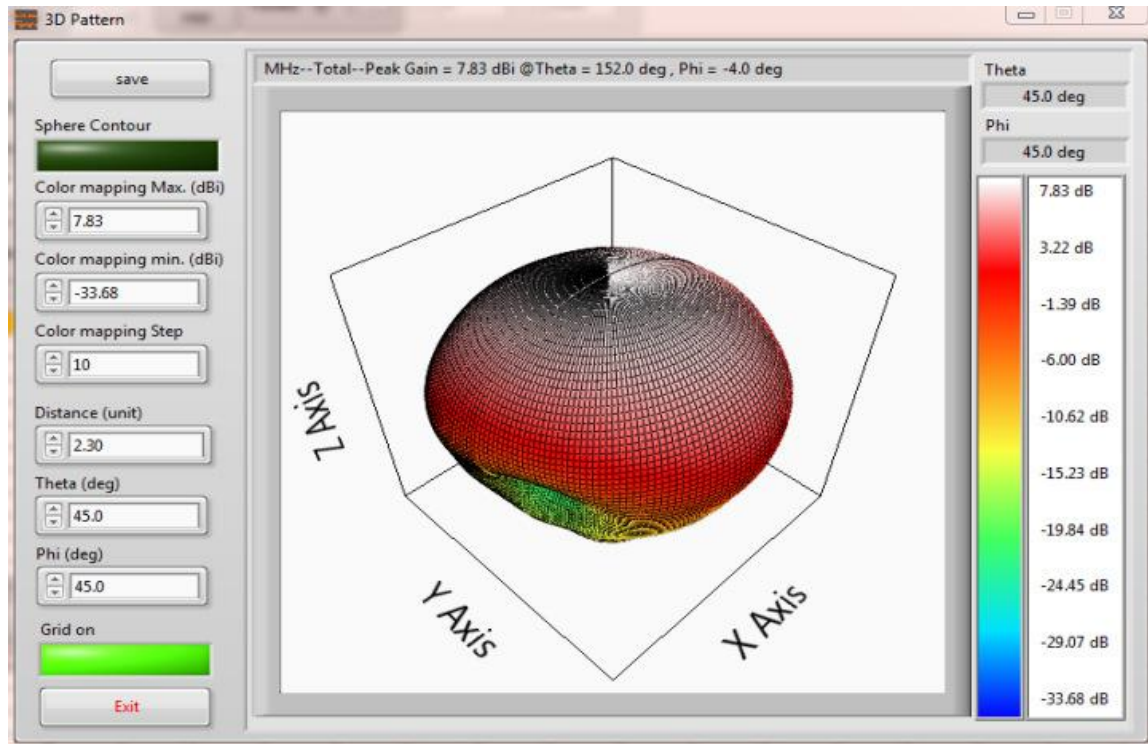


Antenna XY plane pattern

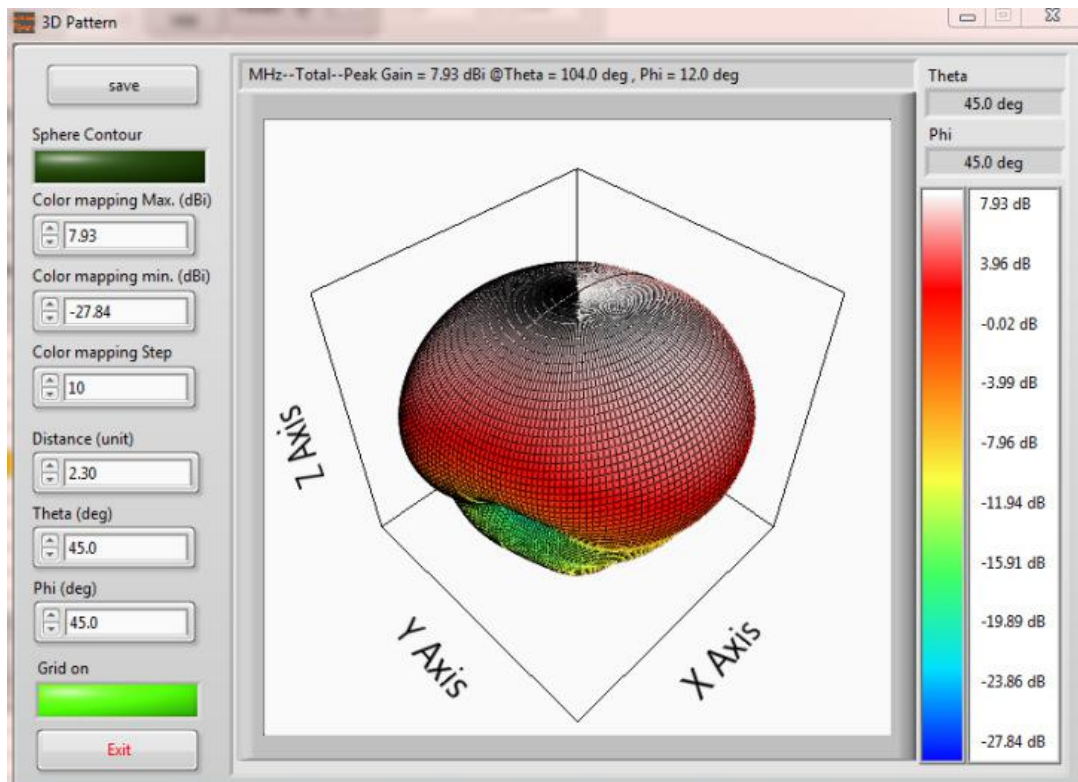


Antenna 3D pattern

Antenna 2.40G 3D pattern



Antenna 2.45G 3D pattern



Antenna 2.50G 3D pattern

