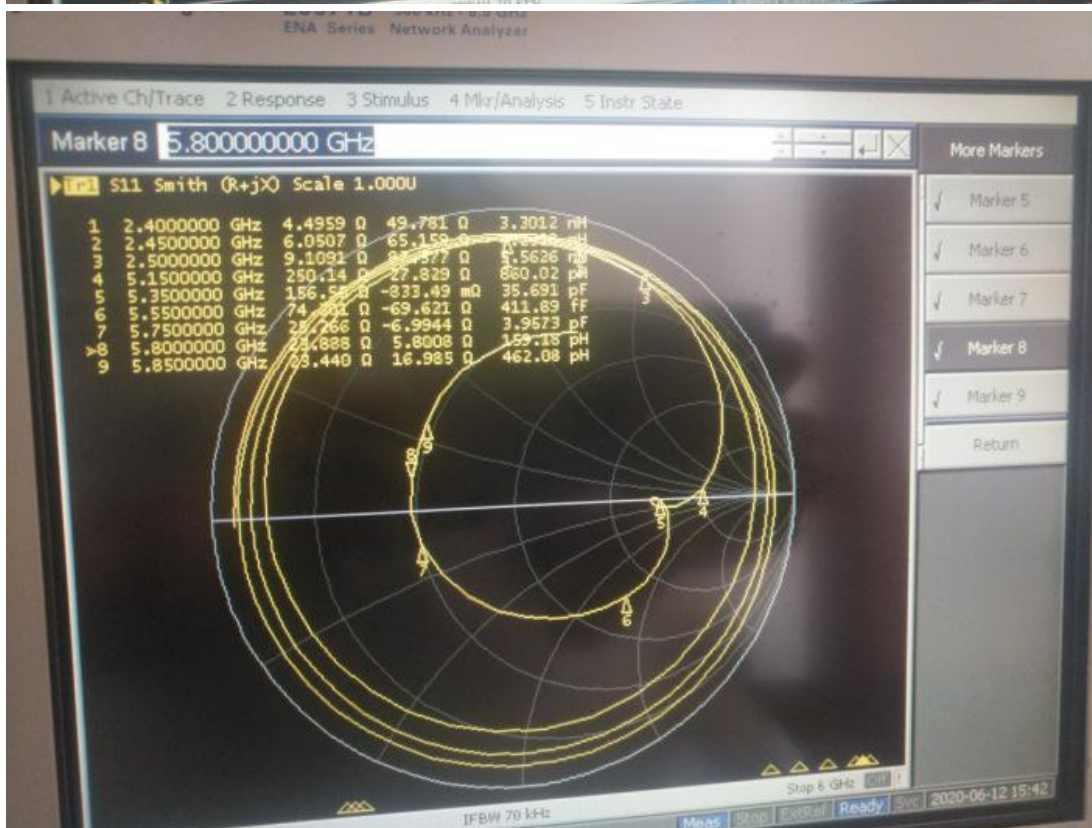
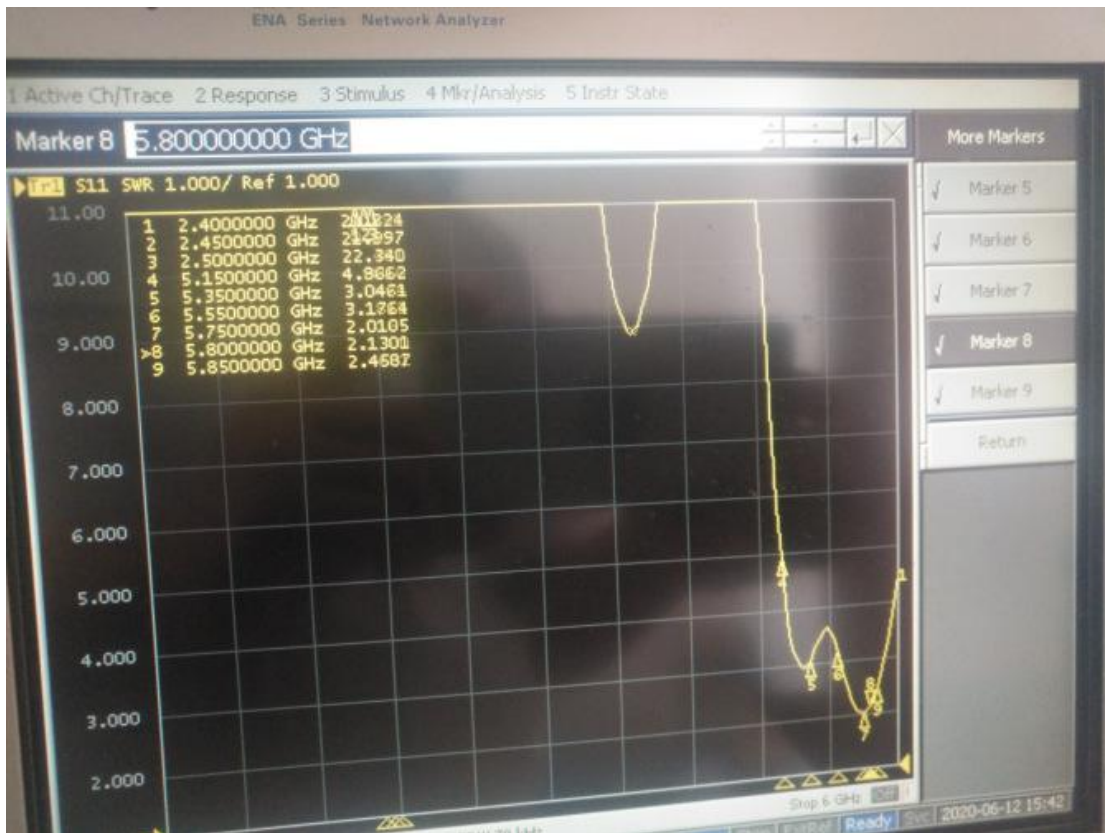


Standing Wave Diagram

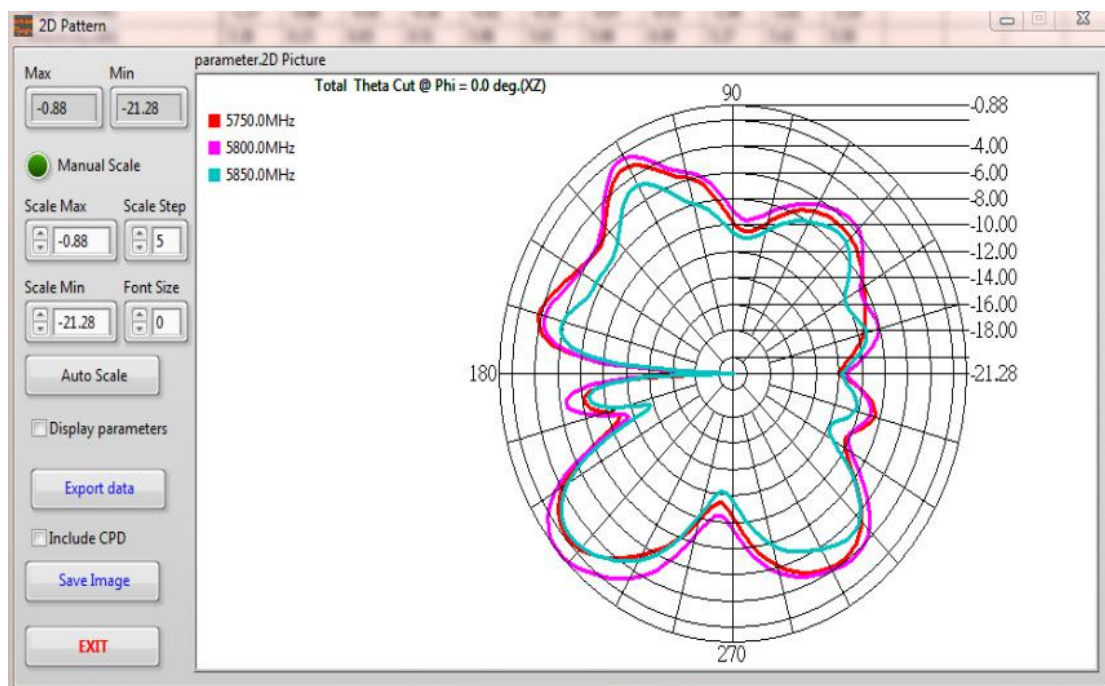


Antenna Efficiency and Gain

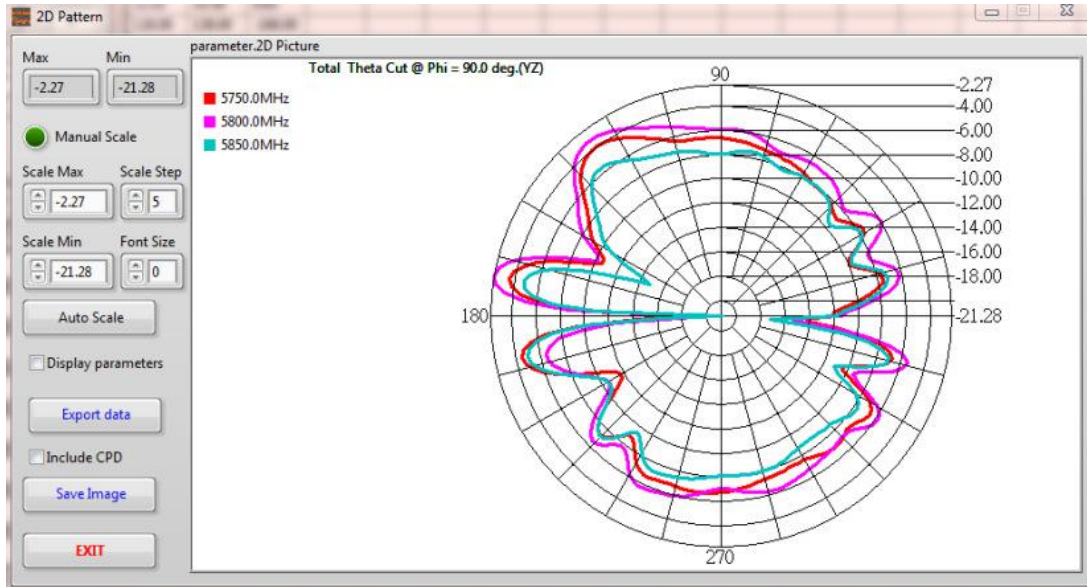
Frequency(MHz)	5750.0	5760.0	5770.0	5780.0	5790.0	5800.0	5810.0	5820.0	5830.0	5840.0	5850.0
Peak Gain(dBi)	-1.27	-0.86	-0.45	-0.36	-0.42	-0.30	-0.07	-0.53	-1.99	-2.02	-2.14
Directivity(dBi)	5.38	6.15	6.65	6.51	5.98	5.63	5.96	6.09	5.27	5.42	5.59
Average Gain(dBi)	-6.65	-7.01	-7.09	-6.86	-6.40	-5.93	-6.04	-6.61	-7.26	-7.45	-7.72
Efficiency(%)	21.61	19.92	19.53	20.59	22.89	25.55	24.89	21.80	18.80	18.00	16.89
Upper HEM . EIRP(dB)	-10.64	-10.97	-11.28	-11.09	-10.56	-10.00	-10.00	-10.62	-11.09	-11.28	-11.52
Lower HEM . EIRP(dB)	-8.87	-9.23	-9.18	-8.93	-8.51	-8.08	-8.27	-8.81	-9.58	-9.76	-10.07
Upper HEM . EIRP(%)	8.63	7.99	7.45	7.79	8.78	9.99	10.00	8.67	7.78	7.44	7.04
Lower HEM . EIRP(%)	12.98	11.93	12.08	12.80	14.10	15.56	14.89	13.14	11.01	10.56	9.85
Peak Gain @ Theta(degree)	122.00	-166.00	-164.00	-166.00	140.00	170.00	170.00	170.00	126.00	138.00	-166.00
Peak Gain @ Phi(degree)	148.00	140.00	148.00	140.00	176.00	120.00	118.00	120.00	168.00	174.00	140.00
Null @ Phi(degree)	-140.00	164.00	164.00	-144.00	-144.00	-178.00	-178.00	-178.00	-178.00	-178.00	-178.00
Null @ Theta(degree)	72.00	36.00	40.00	74.00	74.00	76.00	36.00	32.00	28.00	28.00	30.00
Roundness @90degree	9.94	9.79	9.60	9.57	9.25	9.70	9.36	9.66	9.57	10.02	10.29
Roundness @60degree	7.71	7.58	7.56	8.06	7.75	8.52	8.40	8.75	8.45	8.23	8.24
Roundness @30degree	6.29	6.36	6.21	6.24	6.13	6.05	5.87	5.63	5.66	5.57	5.52

Antenna 2D pattern

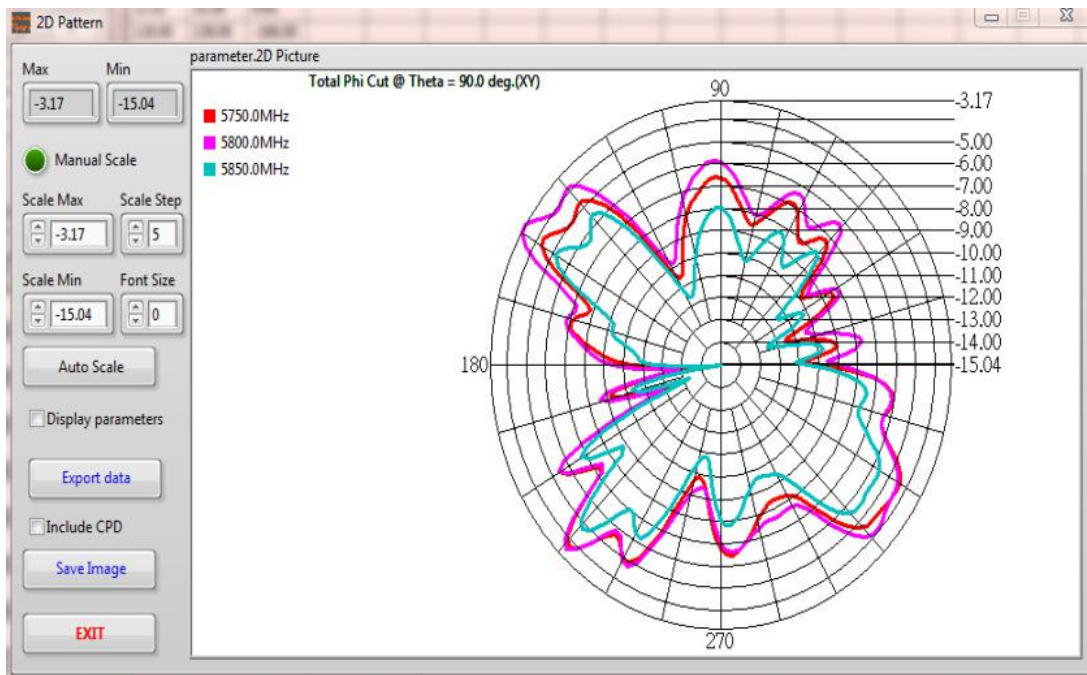
Antenna YZ surface pattern



Antenna XZ surface pattern

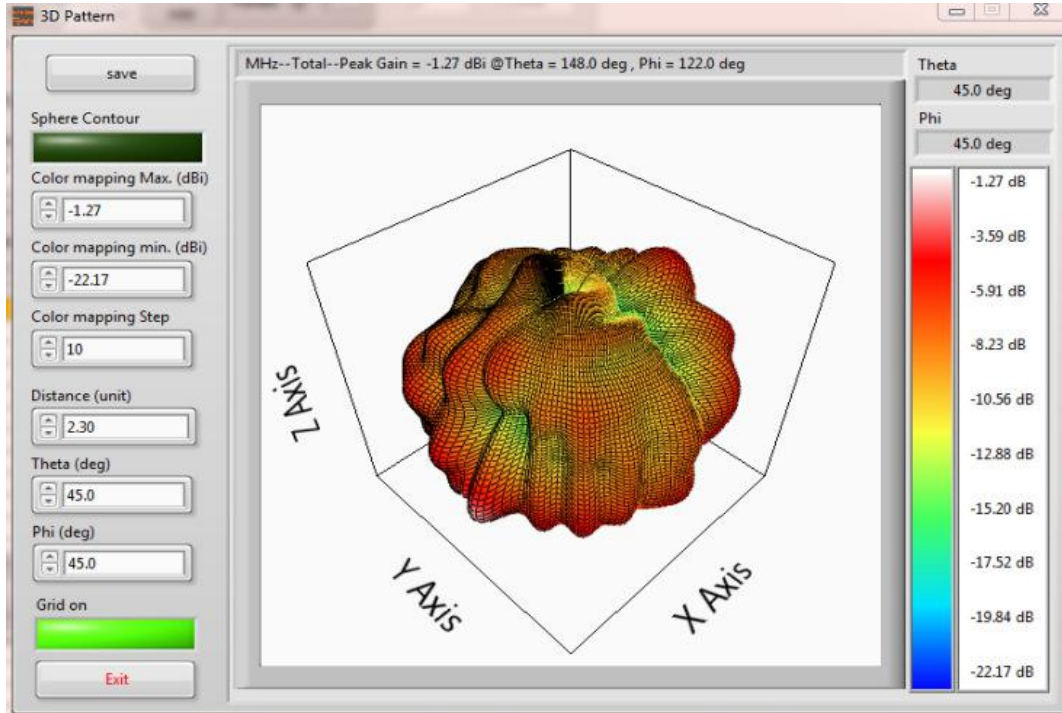


Antenna XY surface pattern

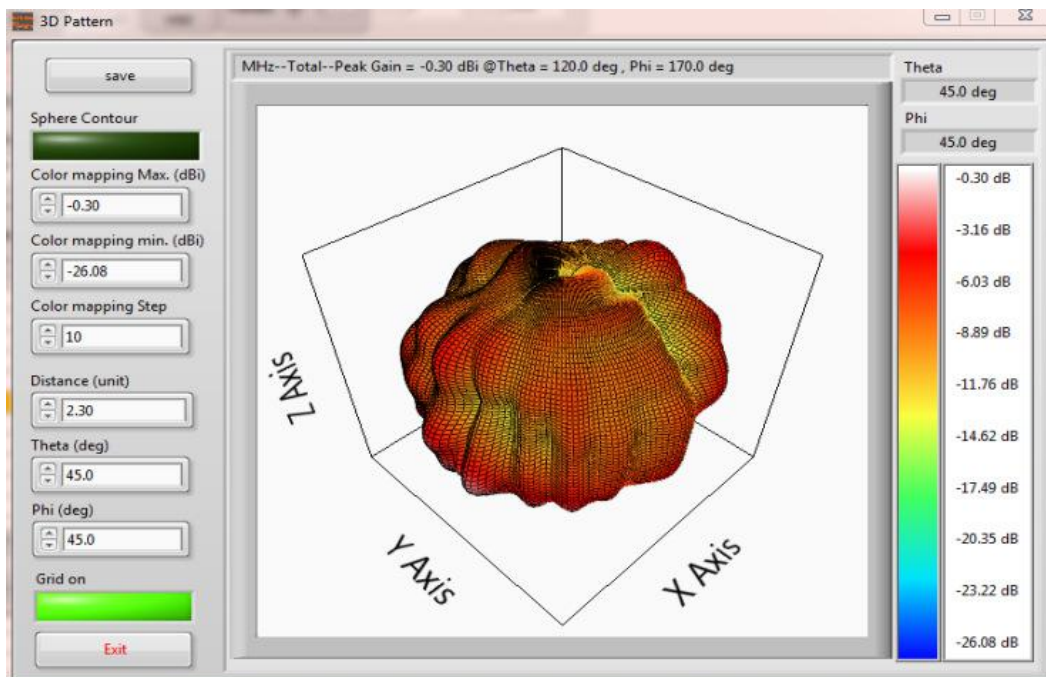


Antenna 3D pattern

Antenna 5.75G 3D Pattern



Antenna 5.80G 3D



Antenna 5.85G 3D

