


## 40k blasting fat R.F multipolar slimming instrument



### 一、部位名称：



### Parts:



### Operating instruction:

1. Connect the handle to the corresponding socket, plug in the power cord;
2. Press the power switch, indicator light and the LCD panel light are on;
3. Touch the ENTER key of the LCD screen (as shown in figure 1), into the operating mode (as shown in figure 2). And then select the function you need; touch 40K key the display shows as in Figure 3, you need to adjust the model, working time, work intensity, then press START button; 40K burst fat head starts to work, the same way for other R.F function selection; After use is complete, press the BACK button to return 1 interface, and then turn off the power.



### Function and principle of operation

1. 40KHZ burst fat head utilizing gathered strong sound wave explosion fat head of the emitted sound waves 4000 HZ into the human body, after it allows the body's fat cells produce a strong impact, can effectively burn calories, moisture and fat cells blasting, fat cells decreased, so as to achieve the effect of the removal of fat.
2. The main effect of a. systemic or local diet; b. increase the body's metabolic rate, strengthen the body get rid of waste and moisture; c. repair stretch marks;

### 二、操作说明：

1. 将手柄连接到相应的插孔，插上电源线；
2. 按下电源开关，指示灯与液晶屏幕亮；
3. 点液晶屏幕中的“ENTER”键（如图1），进入操作模式（如图2），然后选择你所需要的功能；触摸40K键如图3，调节你所需要的模式、工作时间、工作强度，按“START”键，40K爆脂头开始工作，其它R.F功能选择方式相同；使用完成后，按“BACK”键返回图1界面，然后关闭电源。



图1

图2

图3

### 三、功能与操作原则

1. 40KHZ爆脂头 利用聚集了强声波的爆脂头发射的4000HZ的声波，进入人体后可使人体的脂肪细胞产生一种强烈的撞击，能有效的消耗热量、水份及脂肪细胞爆破，使脂肪细胞减少，从而达到去除脂肪的效果。  
主要功效  
a. 全身或局部减肥；  
b. 增加机体代谢速度，加强体内废物与湿气的排除；  
c. 修复妊娠纹；  
d. 放松肌肉、解除肌肉痉挛，缓解肌肉疼痛症状；  
e. 收紧手型、小腿、大腿、臀部、腰背部肌肉，重塑身型；  
f. 有效改善臀部和腿部低弹性皮肤，同时还能解决产后腹部松弛问题。

### 2、4级身体射频头

溶解脂肪、淋巴排毒、紧致肌肤、增强皮肤的弹性，可直接达脂肪层，具有定向射频输出功能，加速脂肪细胞运动产生热能，通过汗腺、肝肠循环及淋巴循环将体内多余的脂肪及毒素排出体外，从而达到溶解脂肪；

### 3、3极面部射频头

作用于皮肤时，可使真皮层胶原纤维加热至45度-65度，胶原纤维立即收缩，使松弛的皮肤紧致弹性，同时受到刺激的真皮层胶原蛋白的增生，促进真皮的厚度和密度增加，从而达到去除皱纹、消除疤痕，恢复皮肤弹性和光泽来达到紧致、除皱的目的；

### 四、适用范围：

- a. 手臂、小腿、大腿、臀部、背部、腹部等部位；
- b. 对各种状况的脂肪组织有效治疗和预防的作用；
- c. 舒缓、减压、舒缓疼痛（如关节炎、坐骨神经痛）促进皮肤组织的机械有氧运动，迅速缓解压力，消除疲劳的效果；
- d. 提升和紧致皮肤，恢复皮肤弹性；
- e. 激活细胞循环、促进新陈代谢、产生更多的胶原蛋白和弹性纤维，改善面部和身体的皮肤组织；

### 五、操作方法：

例如，身体部位的操作（不包含脸部），使用爆脂头、射频头，按以下顺序操作：  
操作前，先清洁皮肤，使用减肥精油或凝胶均匀的涂抹在皮肤表面，然后开始按摩。

### 六、建议操作办法：

1. 从下对上，推动腹股沟疏通淋巴；
2. 从下对上逆时针方向打圈推动可以帮助分解脂肪；
3. 通过来回推动分解脂肪；
4. 从下往上膝盖至腹股沟，可以提高曲线

- d. relax muscles, relieve muscle spasms, relieve muscle pain;
- e. hand tighten the wall, feet, thighs, hips, waist back, abdominal muscles, re-shaping type;
- f. effectively improve the buttocks and thighs orange peel-like skin, while solving postpartum abdomen Relaxed problem.

### 2、4极R.F头body

Fat dissolved, lymphatic drainage, firm skin, enhance skin elasticity, can direct the fat layer having a directional RF output function of fat cells to accelerate the movement of heat through sweat gland, enterohepatic circulation and lymph circulation to the body of excess fat and toxins from In vitro, so as to dissolve fat;

### 3、3极面部射频头

3 pole face radio head acts on the skin, can dermal collagen fibers is heated to 45 degrees-65 degrees, collagen fibers stretched immediately, so that the loose skin wrinkles are stretched, while stimulated proliferation of dermal collagen, prompting dermal thickness and density, increase, so as to achieve the removal of wrinkles, slashing scars, restore skin elasticity and gloss to achieve firming, wrinkle purpose;

### Scope of application:

- a. arms, legs, thighs, arms, back, abdomen and other parts;
- b. adipose tissue and various conditions have improved therapeutic effect;
- c. Shou Shu, decompression, Shou Shu pain (such as joint pain, sciatica)
- d. promote mechanical aerobic exercise of skin tissue, rapidly relieve stress, reduce fatigue effect;
- e. lifting and firming the skin, restoring skin elasticity;
- f. activation of cell cycle and promote metabolism to produce more collagen and elastic fibers, improving the facial and body skin tissue;

### methods of operation

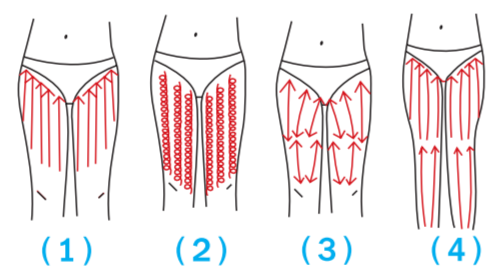
For example: body parts operations (excluding the face), using burst fat head, radio head, according to the following sequence:

before the operation, first clean the skin, using oil or gels lose weight evenly coated on the surface of the skin, then do massage.

### the proposed method of operation

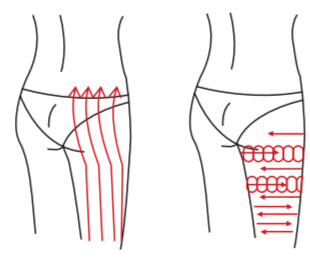
#### Thigh

- (1) from bottom to top, pushed to the groin lymphatic drainage;
- (2) form the bottom to rotate counterclockwise circular motion can help break down fat;
- (3) by pushing back and forth decomposition greasy;
- (4) from the pull-down to the knee to the groin, can improve the curve



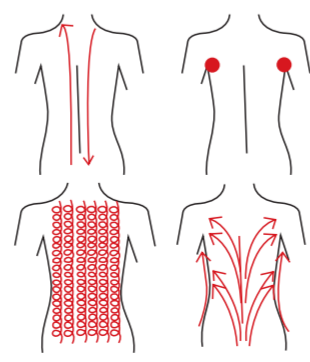
#### Buttock

- (1) pulled along the lymphatic waist direction
- (2) counter-clockwise circular motion from bottom to top, back and forth movement
- (3) According to the sliding hip skin tight muscle texture, make hips very solid, showing a perfect curve



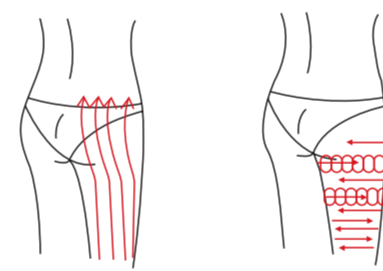
#### Back

- (1) thus push back and forth 2-3 times;
- (2) counter-clockwise circular motion to the lymph nodes under the stimulation fluid;
- (3) counterclockwise circular motion to move up and down in the back, can help break down fat;
- (4) the use of lymphatic drainage techniques, toxins pulled lymph nodes, can help improve the back curve;



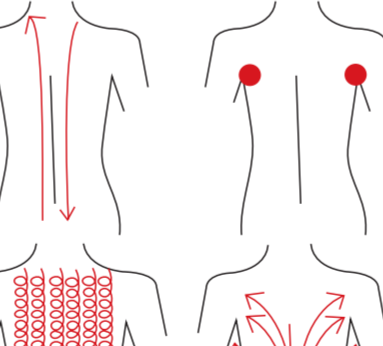
#### 臀部

- (1) 沿淋巴方向推动臀部
- (2) 从下对上逆时针方向打圈，帮助大腿塑形。
- (3) 根据肌肉纹理推动紧实臀部皮肤，令臀部丰满结实，呈现完美的曲线



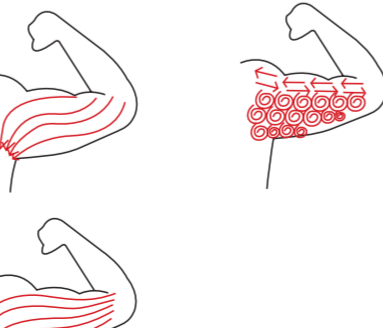
#### 背部

- (1) 如此来回推送2-3冷致；
- (2) 按逆时针方向打圈以刺激皮下淋巴结；
- (3) 在背部，逆时针打圈且上下移动，可以帮助分解脂肪；
- (4) 使用淋巴引流手法，将毒素推回淋巴结，可以帮助改善背部曲线；



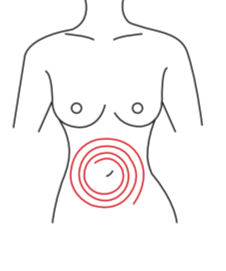
#### 手臂

- (1) 从内手肘到腋下，做淋巴引流；
- (2) 打圈刺激淋巴结；
- (3) 通过逆时针打圈来回推送，分解多余脂肪；
- (4) 从手肘到腋下收紧皮肤。



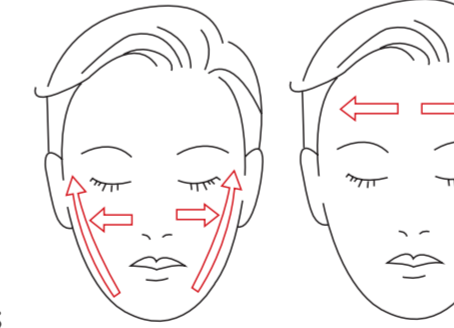
#### 腹部

- (1) 围绕肚脐从小到大的，顺时针方向打圈，帮助大肠蠕动。
- (2) 从小圈到大圈，按逆时针方向，呈螺旋推下来。



#### 面部

- (1) 产品均匀涂于面部，用面部射频头，从下至上操作提升面部，使皮肤处于紧张状态，建议使用时5分钟；
- (2) 产品均匀涂于面部，用面部射频头，按箭头方向操作，建议使用时5-8分钟；

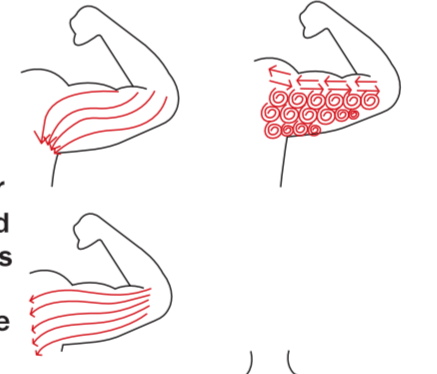


### 七、不适宜人群：

1. 皮肤有伤口者，使用时要避免伤口或不做；
2. 患有癫痫病者不做；
3. 心脏病患者（如心律不齐者），特别是带有心脏起搏器者不做；
4. 癌症、恶性肿瘤患者不做；
5. 急性炎症或传染病患者不做；
6. 孕妇、哺乳期妇女、月经期不做；
7. 严重疾病，如心脏病、胃溃疡、严重胃病、十二指肠溃疡、高血压、腹部手术未满三个月、糖尿病等；
8. 有金属、硅胶在体内者不做；
9. 操作时一定要将手柄与皮肤呈90度垂直，以免客人产生不适；
10. 开始操作前先将探头垂直接触皮肤上，然后打开电机开关，将操作模式能量调到最低，然后根据客人的皮肤承受能力再调整强度；

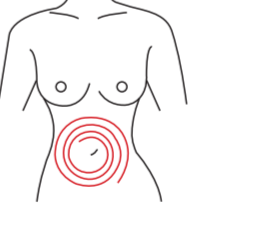
#### Arm

- (1) From the elbow to the armpit, do lymph drainage;
- (2) Circular motion to stimulate the lymph nodes;
- (3) Counter-clockwise circular motion or by pushing back and forth, decomposition of excess fat;
- (4) To tighten the skin from the elbow to the armpit.



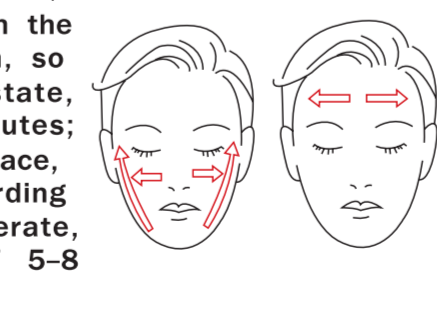
#### Abdomen

- (1) around the navel from small to large Clockwise circular motion.Helps bowel movements;
- (2) small circle to big circle, in reverse Circlewise, circling pushed down.



#### Facial

- (1) The product evenly to the face, and use tripolar R.F head from the bottom up on face to lift skin, so that keep the skin in tight state,
- (2) The product evenly to the face, and use tripolar R.F head according to direction of the arrow to operate, recommend the use time of 5-8 minutes,



### Not suitable for people as following

1. sks wounds, and they should avoid the use of wound or no use;
2. suffering from skin disease epilepsy were forbidden to do;
3. heart disease (such as arrhythmia), especially those with pacemakers were forbidden to do;
4. cancer, cancer patients nausea forbidden to do;
5. acute heart disease or patients with sputum infectious forbidden to do;

6. pregnant women, lactating women, during menstruation forbidden to do;
7. serious illness, such as heart disease, gastric ulcer, serious stomach problems, ulcers, high blood pressure, abdominal surgery less than three months, and diabetes were forbidden to do;
8. metal, silicone in the body were forbidden to do;
9. be sure to handle the operation and the skin was 90 degrees vertically, so guests discomfort; the top
10. you begin to close contact with the probe perpendicular to the skin, then the host switch is now open and then adjust operation mode energy to a minimum, and then adjust the intensity of the guest skin tolerance;

### Cautions

1. First clean the skin, then use a special gel or slimming essential oils;
2. Must have a water treatment media (such as slimming essential oils, etc.), otherwise there is a certain loss of the instrument;
3. The operating head is not a place to stay for too long, to avoid the bones of the place;
4. Do not use disinfection products disinfection, it is recommended to use a wet towel or cotton;
5. The operator and treated people took off their metal ornament;
6. The machine continuously for 1 hour, 10 minutes Kushiro pause, then use now;
7. There will be some guests appear tinnitus when using the burst fat head treatment, this phenomenon is a normal phenomenon, because the band has more than human acoustic range.

### 八、使用注意事项：

1. 先清洁皮肤，再使用专门的凝胶或减肥精油；
2. 治疗时一定要有水介质（如纤体精油等），否则对仪器有一定的损耗；
3. 操作头不在一个地方停留时间太长，避开有骨头的地方；
4. 不要用消毒产品消毒，建议用湿棉花或毛巾；
5. 操作时要接受治疗的人把身上的金属饰品摘掉；
6. 仪器连续使用1小时，须暂停10分钟，然后继续使用；
7. 使用爆脂头治疗时会有部分客人出现耳鸣现象，此现象属于正常现象，因为此波段已经经过人体声波范围。