

Avro504K Building Manual



Tony Ray's AeroModel



Avro504- Kit Inventory


- ☐ Wood Part: Balsa wood Sheets *6, Basswood Sheets *2
- ☐ Hardware Part: Carbon rod * 2, Micro Hinge * 1, Micro screw * 30, Rubber wheel * 2, Heat shrink tube*1, Mini Magnet*8
- ☐ Paper Part: Installation drawings *2, Covering tissue * 1

Required Electronics

- ☐ RC Transmitter with at least 4 channels
- ☐ Receiver/1.7g Micro servo
- ☐ Motor 8.5mm coreless motor with gearbox
- ☐ Propeller,5.5in or 138mm prop /LiPo battery

Part1 Fuselage

Step1



Step2




Step3




Step4



Step5



Step6



Wet this side use water

Step7



Step8



Step9




Cut them off

Step10




Step11




Step12




Step13




Step14



Step15



Step16



Step17



Step18




Step19



Step20



Step21



Step22



Step23




Step24




Step25



Step26




Step27



Step28




Step29



Step30



Step31




Step32



Step33




Step34



Step35



Step36



Step37




Step38




Step39



Step40



Step41



Part2 Tail

Step42



Step43



Step44




Step45




Part3 Wings

Step46




Step47




Step48



Step49




Step50



Step51



Step52




Step53



Step54



Step55



Step56



Step57



Step58




Step59



Step60



Step61



Part4 Landing gear

Step62




Step63



Step64



Step65



Step66



Step67

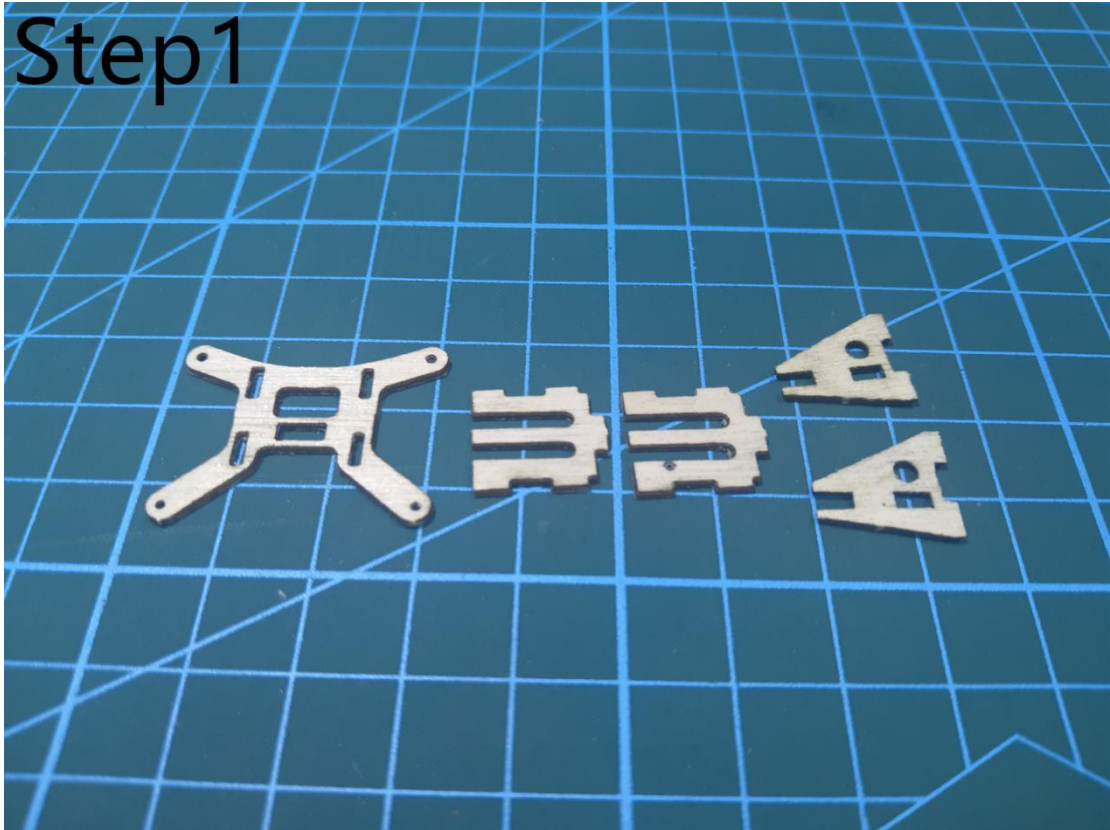


Step68




Part4 Electronics


Step1




Step2



Step3



Step4

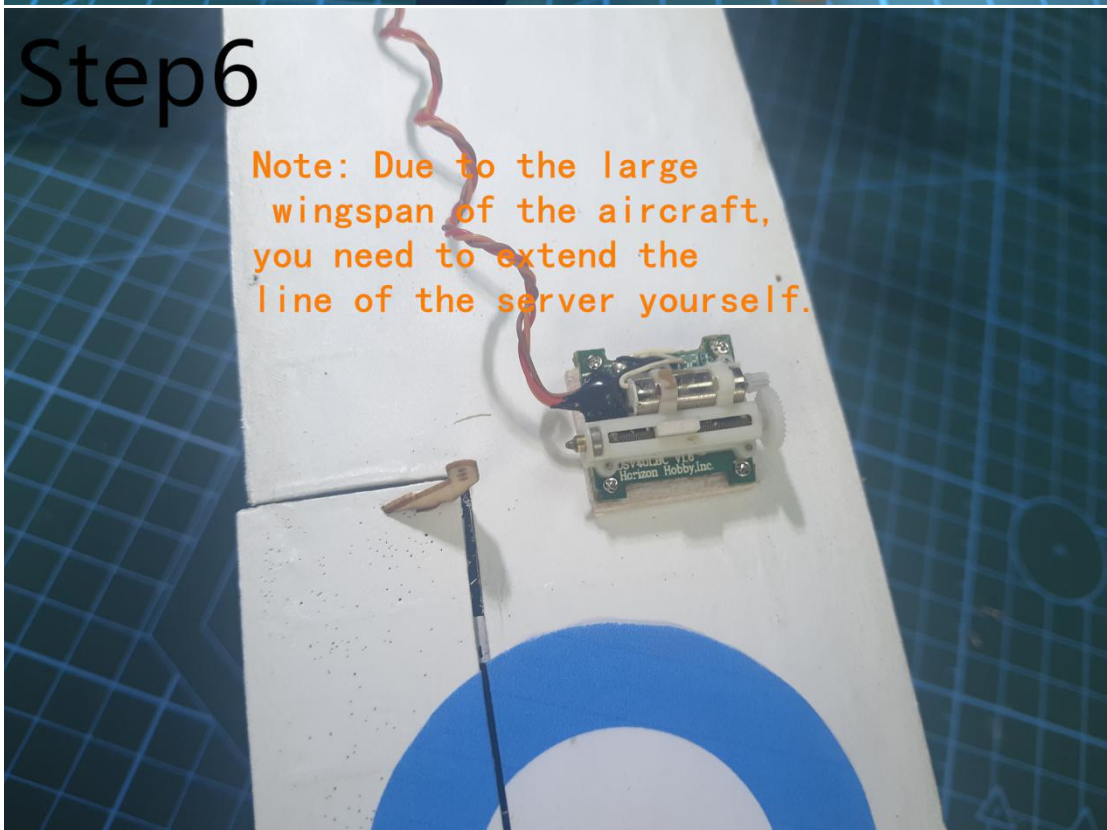


Step5




Step6


Note: Due to the large wingspan of the aircraft, you need to extend the line of the servo yourself.




Step7




Step8




Step9




Step10





Step13



Thank you for your purchase.



Tony Ray's AeroModel



Micro scale series of TonyRay Aero Model Co.,Ltd

If you have any trouble or feedback, Please contact us

mailbox : 2721100643@qq.com