

成品尺寸	80x80mm
展开图尺寸：	80x400mm
公差：	±1mm

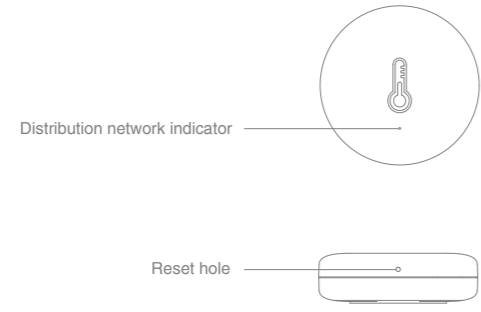
正面：

80mm

80mm

Product information

The temperature and humidity sensor can detect the temperature and humidity in the environment in real time, and combines with other devices to implement intelligent application scenarios.

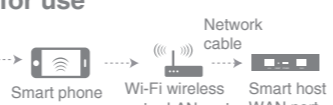


Distribution network indicator

Reset hole

Preparation for use

1 Connect your phone to WIFI




Smart phone Wi-Fi wireless router LAN port Smart host WAN port

Make sure that the product is within the effective coverage of the smart host (gateway) Zigbee network to ensure the effective connection between the product and the smart host (gateway) Zigbee network.

* Make sure that the smart host has been added.

2 Download and open the APP


Search for "Smart Life" in the App store or scan the QR code in the manual to download and install the App. Press the "Register" button to register an account if this is your first time use; if you already have an account, press the "Login" button.



Scan the QR code to download "Smart Life" App

Network Access Setting

- Install the battery to the device successfully, and ensure that the mobile phone is connected to the network and the smart gateway has been successfully added;
- Open the App, on the "Smart Gateway" page, click the "Add Sub Device" button, and select "Temperature and Humidity Sensor";
- Use the reset pin to insert the reset hole(as the following picture) for more than 5 seconds until the indicator flashes, then add the device according to the App instructions;



Reset Hole

- After adding successfully, you can find the device in the "My Home" list.

Product specification

Product name:	Temperature and humidity sensor
Product model:	ST-TH01
Battery type:	CR2032
Temperature detection range:	-10°C~50°C
Temperature detection accuracy:	±0.3°C
Humidity detection range:	0%~95%RH (no condensation)
Humidity detection accuracy:	±3%
Wireless protocol:	Zigbee
Product size:	Φ37.0x11.6mm
Product weight:	about 12.0g

Packing list


- Sensor ×1
- User manual ×1
- Reset pin ×1

Temperature & Humidity Sensor

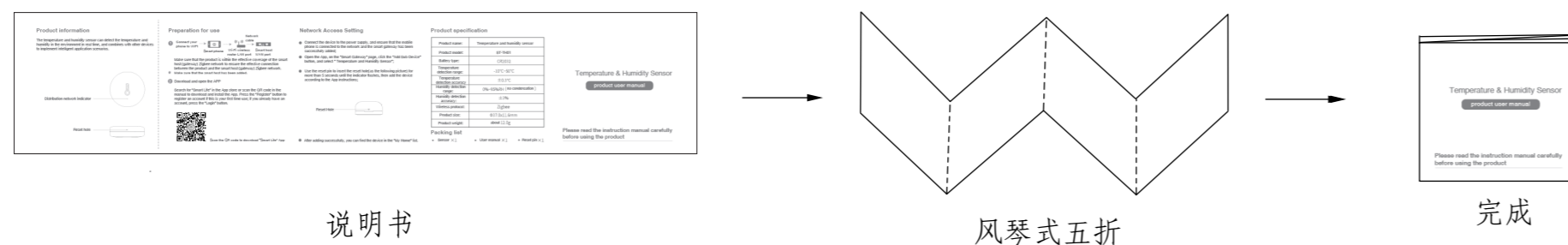
product user manual

Please read the instruction manual carefully before using the product

背面：



说明书折叠步骤示意图：



技术要求

- 说明书为单色印刷，文字、图案为深灰色（具体见客户样稿）
（深灰色颜色参照Cool Gray 8 C）
- 说明书为单面印刷，要求文字内容等印刷清楚、整齐，不允许有歪斜重影等现象。
- 根据要求,在温湿度传感器单个彩盒内放置说明书一张。
- 说明书折叠方式及要求需符合风琴五折页