

# SensorBlue

Keychain Hygrometer User Guide



Model NO.: WS07

Before using the product, here are 2 important points to keep the sensor accurate.

1. The sensor is an accurate humidity and temperature MEMS sensor. Please don't put it in the water.
2. The sensor detect the air temperature and humidity through the hole in the back, please don't cover it.



Thanks for choosing SensorBlue WS07, The smart Bluetooth hygrometer thermometer.

Please follow the following steps to use the product.

1. Please scan the QR code on the box or on the manual to download the APP.

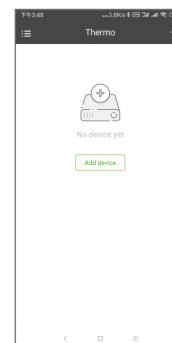


Available on the App Store

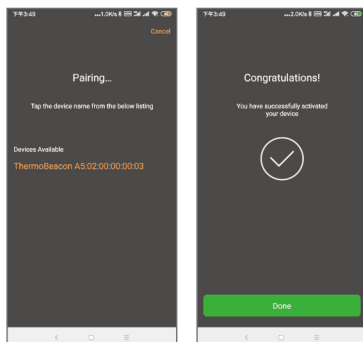
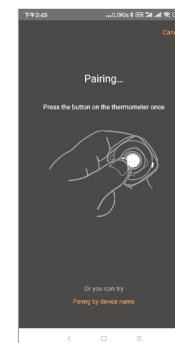


Available for Android on Google play

2. Turn on the APP and make sure the Bluetooth of the APP is turned on.
3. Take off the battery sleeve, then the sensor starts to work.
4. Tap the "Add device" Or "+" to add the hygrometer.



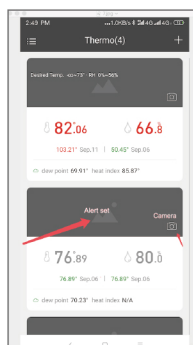
5. The APP is going to pair the device. After you press the button on the product, it will connect automatically. **Some models don't have the button, for those models, please tape "Pairing by device name" and then choose the "Thermobacon"**



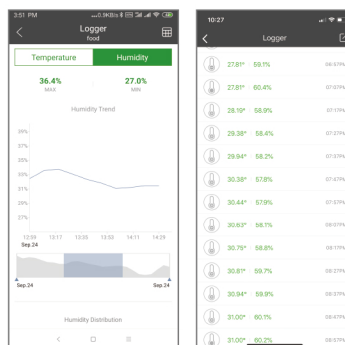
## Note:

After pairing your smart hygrometer with SensorBlue APP, you can use the APP to check the temperature and humidity.

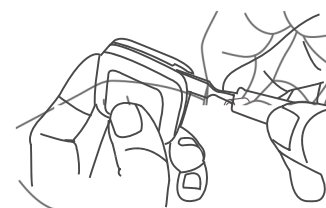
6. Tap the camera icon to take photos for the place where you put the sensor. You can set up the desired alert temperature or humidity. When you connect the hygrometer with APP, you can read the instant temperature data and humidity data.



7. For some of the model which with the buzzer alert on device, if the temperature or humidity is out off range, it will have the alert on the device. If you need to check the graphic or history, tap the temperature number or humidity number directly. Then you will see them.



Follow below steps to change the battery:



1. Click the battery cover.
2. Remove the battery cover.
3. Push the battery out and replace a new CR2032 battery.
4. Turn on the APP, and then press the key on the PCB board. You will see the led flash.
5. After you see the temperature and humidity data appear again. Clip the plastic case back.

Technical Spec

Temperature Range	-20~65°C(-4~150°F)
Humidity Range	0-100%RH
Accuracy	Temp: +0.5°C/1°F Humidity: +5.0%
Wireless Range	Bluetooth 5.0
Free APP Control	Yes
Sensor Type	MEMS
Materials	ABS
Battery	1*CR2477
Alarm	NO
History Memory Time	Every 10 Mins
Battery Life	About 365 Days

FC CE RoHS   
Model No.:WS07 Made in China

## WS07 风琴折说明书

---80G双胶纸 / 单黑印刷

---成品尺寸: 97x58mm