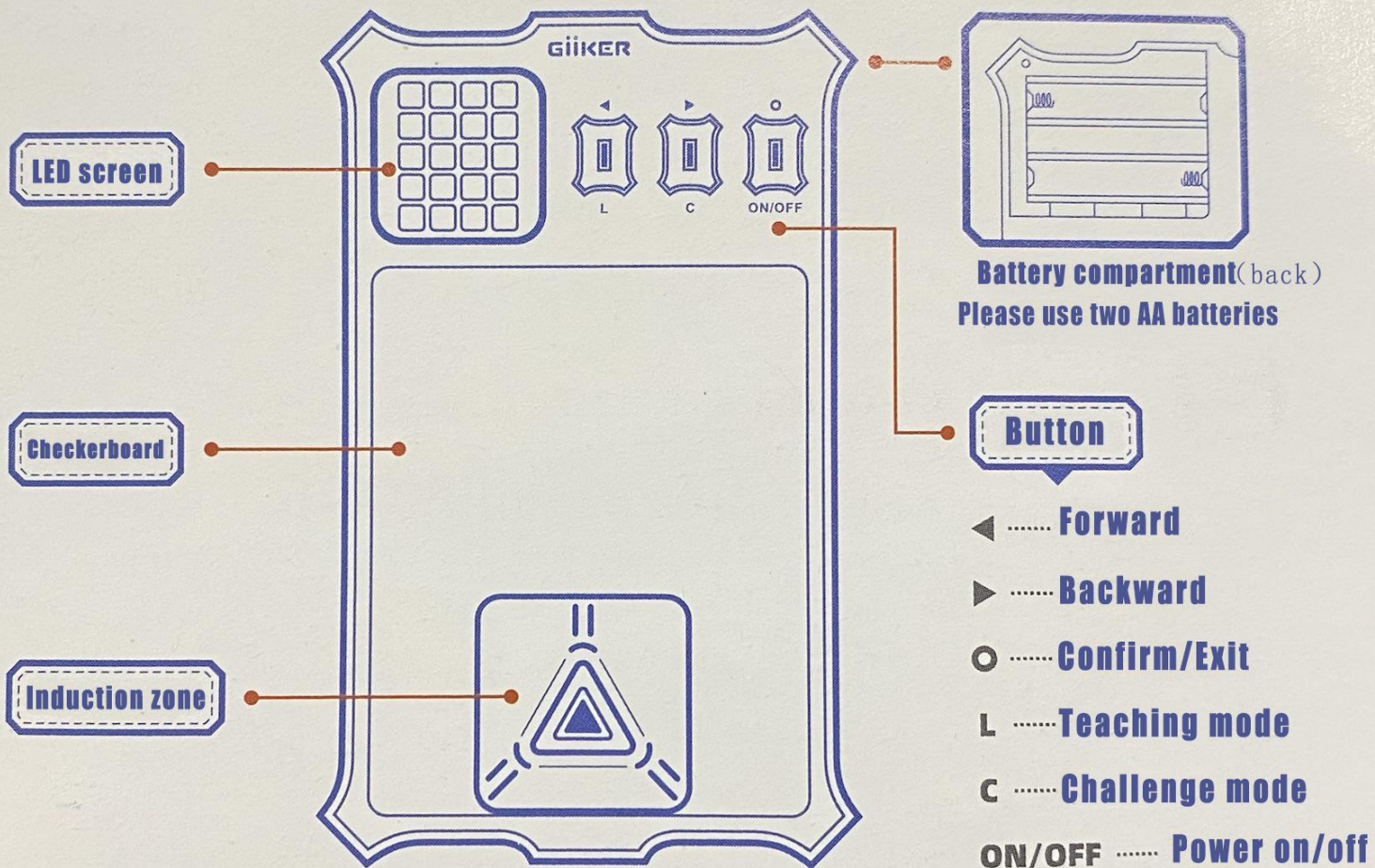


Instructions

• Product description

Super Huarong Road is a sliding puzzle board game with sensor function, built-in 500+ electronic question bank, from easy to difficult. Support teaching mode and challenge mode, take you step by step to solve difficult problems, exercise your brain thinking ability.




• How to play

【Game goal】 Move the big chess piece from a different initial position to the exit area at the bottom of the chessboard.

【Checkerboard】 It is composed of 4*5 rectangles, with a total of 20 grids, and the exit has a sensing function.

【Piece】 The big piece occupies 4 squares, the small piece occupies 1 square, and the long piece occupies 2 squares.



Big chess piece

(Occupies 4 grids)



Small chess piece

(Occupies 1 grids)



Long piece

(Occupies 2 grids, can be placed horizontally or vertically)

【Start】 The initial layout of the pieces, each opening will leave 2 spaces to move the pieces.

【Movement rules】 Only move the chess pieces, not to pick up the chess pieces, and cannot change the initial placement direction of the long pieces.

▪ **Switch machine and mute setting**

Long press the ON/OFF button for 2 seconds to switch the machine on and off.

Long press the L key and C key at the same time for 2 seconds to set mute on or off.

Automatic standby without operation for 5 minutes, the screen brightness is reduced, press any key to wake up.

It will automatically shut down if there is no operation for 20 minutes.

▪ **Operating procedures**

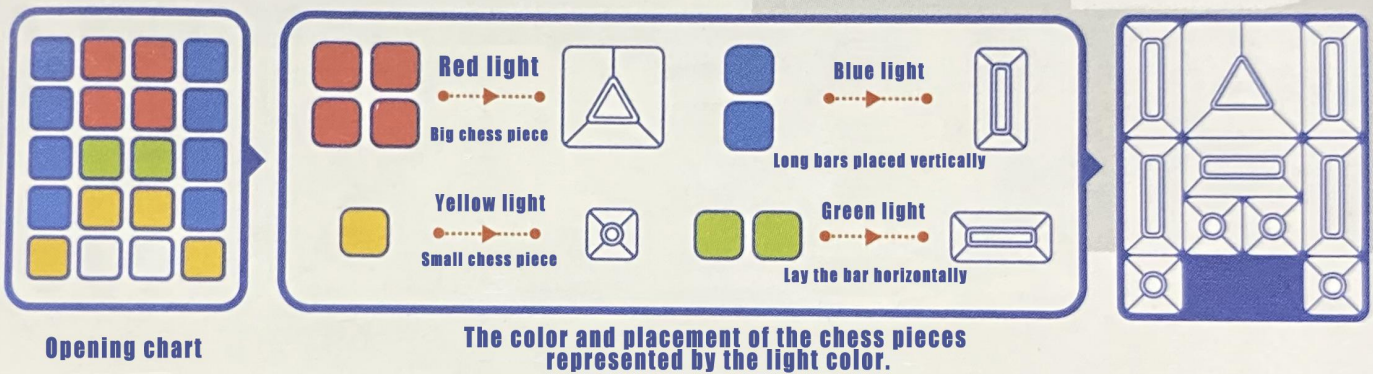
【Choose topic】

There are 511 openings built-in, divided into 7 difficulty registrations, and the difficulty gradually increases. After booting up, it will automatically play the most recently played questions, and switch the questions forward or backward.

【Place the chess pieces】

After selecting the question, place the pieces on the board according to the instructions on the screen. The opening picture on the screen and the corresponding chess placement are shown in the figure below.

The screen will flash alternately to remind the different chess pieces how to place them. After placing them, press ○ to stop the flashing.



【Start to solve the problem】

After setting the opening, you can start solving problems.

When the big chess piece reaches the sensing area at the bottom of the chessboard, the screen will automatically play the clearance animation and passing sound effects.

【Choice of mode】

After setting the opening, press and hold the **L button** for 2 seconds to enter **the teaching mode** of the current question.

Short press ◀/▶, you can view the previous step/next step.

Long press ◀/▶, you can rewind 10 seconds/fast forward 10 seconds.

After setting the opening, press and hold the **C button** for 2 seconds to enter **the challenge mode** of the current question.

Start solving the problem after the countdown. Please complete the problem before the screen lights are all off. The system will give a corresponding score (S/A/B/C/D) according to the time it takes to solve the problem, otherwise the challenge will fail (E).

Have a good time!

BanGGood