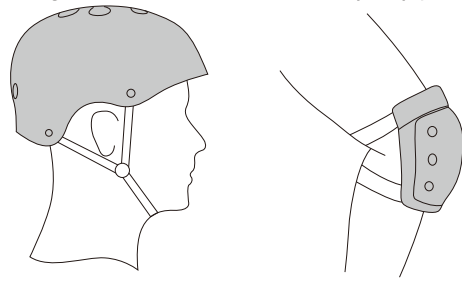


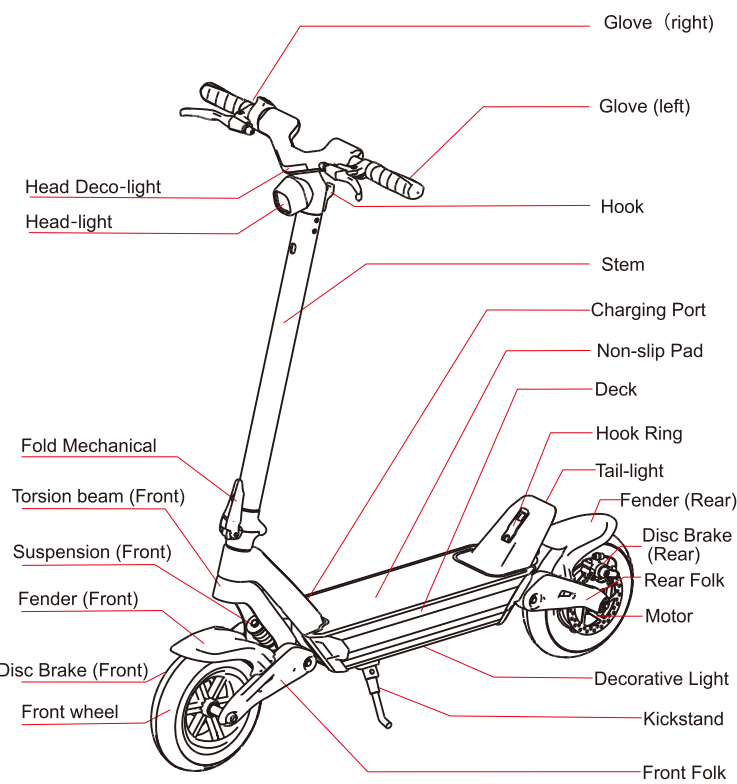
## REMINDING & WARNING

Strictly abide by local laws and regulations and traffic rules. Do not ride this vehicle in low visibility conditions. Do not use this vehicle for stunts, wheel spins, or jumps, as this increases the chance of injury and damage to the vehicle. Do not carry any passengers.

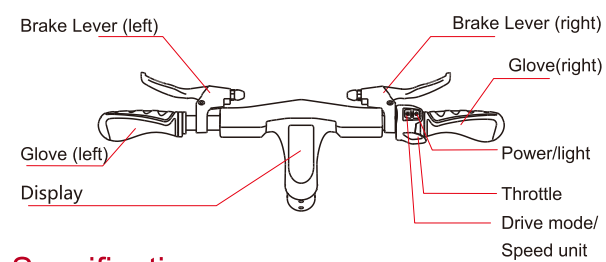


Be careful the injury from falls while studying ride the eScooter. Please wear a helmet and protective gear at all times of riding.

## Product Structure



-1-



## Specification

Body Material & Dimension	Color of eScooter	Black+Yellow
	Material	Aluminum Alloy
	Folding Dimension (mm)	1210*620*545mm
	Unfold Dimension	1210*620*1300mm
Weight	Width of Deck(mm)	190mm
	Deck Bottom Height	160mm
	Suitable Rider Height (cm)	150-200cm
	Net Weight	28kg
Performance	Max. of Loading(kg)	≤120kg
	Max. of Speed (km/h)	25km/h
	Mileage (km)	70km
	Suitable Terrain	Flat hardened pavement, flat asphalt pavement, 15% slope, and steps no higher than 1cm.
Motor	Working Temp.	0°C--45°C
	IP Rating	IPX4
	Peaking Power	1400
	Rating Voltage	48V
	Rating Current	22A (±1A)
	Peaking Torque	±29
	No-load Current	≤1.5A
	No-load rotation	1010±10rpm
	Diameter of Front wheel	10"
	Diameter of Rear wheel	10"
Battery	Max. of load (Motor)	≤100KG
	Type of Cells	18650-Cell
	Battery Capacity (mAh)	20Ah
	Rating Voltage	48V
Charger	Input Voltage	54.6V
	Intelligent BMS	Balance/Over-charging/Over-discharging/Over-current short-circuit Protection
	Rating Power	109.2W
	Rating Voltage	100-240V AC 50/60Hz 3A
Head light	Rating Current	2A (±1A)
	Rating Output Voltage	54.6V
Side ambient Lighting	Working Voltage	12V
	Working Current	213mA
Front ambient Lighting	Working Voltage	36/48V
	Working Current	137mA
Tail-light	Working Voltage	12V
	Working Current	135mA
	Working Voltage	12V
	Working Current	130mA

-2-

## About Us

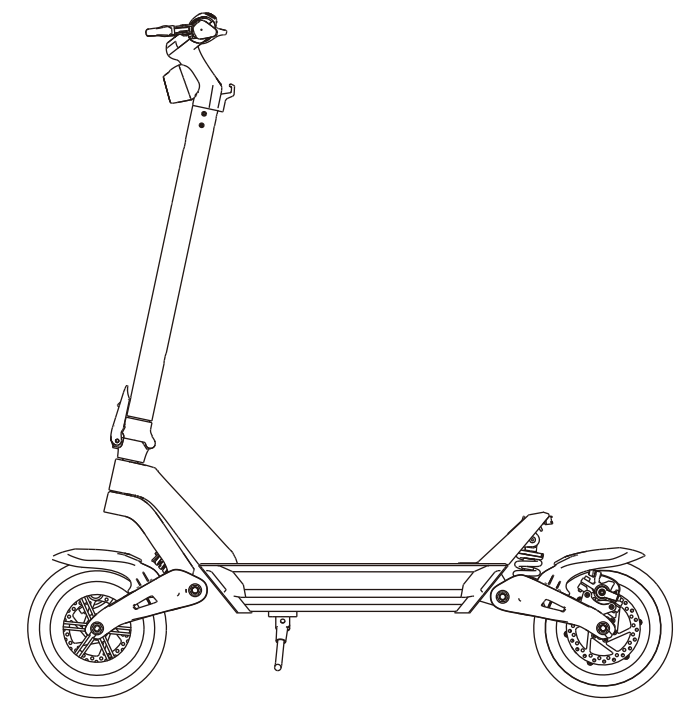
## THANK YOU FOR CHOOSING OOTD

Contact us if you experience issues relating to riding, Maintenance and safety, Or errors/fauls with your Electric scooter.

Tel/Whatsapp: +86 18988789573

E-mail: support@o-otd.com

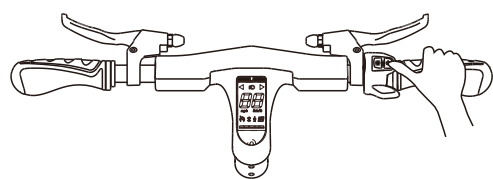
Web address: www.o-otd.com



Model:S10

## E-SCOOTER User Manual

## Features & Functions



- Long-Press (2s) the Power key to get started or shut off. The eScooter would be shut off automatically if no operation within 5 minutes.
- Click the "M" key to switch the different drive modes:  
Pedestrian Mode: Speed range 0-6km/h,  
Eco Mode: Speed range 0-15km/h  
D Mode: Speed range 0-20km/h  
S Mode: Speed range 0-25km/h
- One-click the Power key to light on/off the Head-light & Tail-light (normal lightness). The tail-light will keep flash under Pedestrian mode, and it will be high-lighted when making a break whatever it's light on/off.
- Double-click the Power key to light on/off the Head Deco-light (The status of Head Deco-light will be stored even power off the eScooter.)
- Triple-Click the key to switch the speed unit (Km/h or mph),  
Pedestrian Mode: Speed range 0-4mph,  
Eco Mode: Speed range 0-9mph,  
D Mode: Speed range 0-12mph,  
S Mode: Speed range 0-15mph.
- Quad-click the Power key to exit bluetooth pairing, and the buzzer beeps twice. Hold the brake lever and Quad-click the Power key to clear up the ODO data of App, and the buzzer beeps once.
- Five-click the "M" key to enter or exit the cruising mode, the icon for cruising mode would be light on/off. and the buzzer beeps twice while entering or exit.
- Under the cruising mode, the cruising-control feature would be activated once speed stay same value for 5 seconds, meanwhile the buzzer beeps once. Press the throttle again or hold the brake-lever or switch out to other drive mods to terminate the cruising mode.
- The Bluetooth signal ID is A8U by factory default. And the drive model would be stored even eScooter powered off.
- Zero-Startup is activated by factory default, this feature could be reset via App.

-4-

## Daily Protection & Maintenance

- Battery Protection:** To ensure the battery lifespan, please recharge eScooter in time when the power is insufficient. (Note: When not in use for a long time, it is recommended to recharge it once a month). If need to check or replace the battery, please operate with the assistance of professionals. 15°C ~ 25°C is the most suitable temperature for battery storage; Do NOT use or put the eScooter in a condition where the ambient temperature is higher than 40°C, which may cause the Lithium battery to fail, even get burning. Do not put the eScooter into the car during the hot season, the sultry environment may cause the Lithium battery to fail and even combustion.
- Under-voltage Protection:** When the battery voltage is lower than the Under-voltage value set, the Controller enters the under-voltage protection state. The motor will stop working, in order to protect the battery lifespan.
- Current-limit Protection:** The Maximum Output (Current) of the controller is limited to 23±1A to protect the battery, controller and motor, etc.
- Tire Protection:** In order to ensure the lifespan of the tires, please check the wheels regularly. While the wheel is abnormal, please repair or replace the wheel in time to avoid unnecessary damage/hurt on riding.
- Appearance Protection:** Scrub eScooter body with water or mild detergent, to make it be clean. Do not use the harsh lotions, solvents or any chemicals to clean the body.

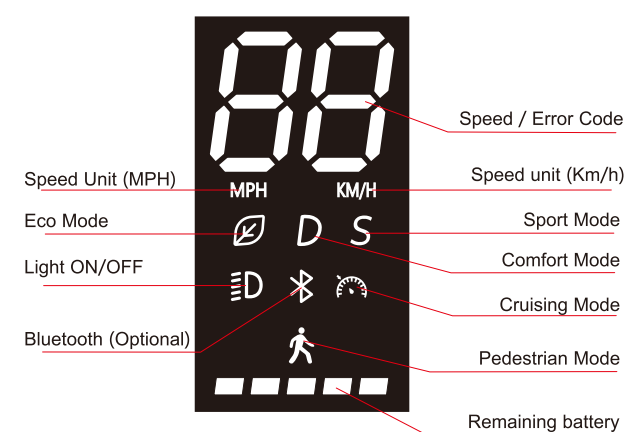
## Precautions on Charging

Please be careful while recharge the eScooter,

- Make sure to recharge the eScooter under a dry and clean environment, the Input Voltage is guaranteed to be 100V-240V, and the other end of charging cable is connected to the charging port of eScooter. The indicator light of charger is red, mean the eScooter is on charging.
- The indicator light of charger is green, mean the eScooter is fully charged.
- For your safety, please do NOT power on the eScooter while on charging.
- Please plug out the charging cable after fully charged.

-5-

## Display Introduction



## Battery Indicator

- 5-Grid Battery: Voltage 52.0V-54.0V    4-Grid Battery: Voltage 49.6V-51.9V  
3-Grid Battery: Voltage 47.9V-49.5V    2-Grid Battery: Voltage 46.7V-47.8V  
1-Grid Battery: Voltage 44.8V-46.6V

While the Battery Voltage is lower than 44.8V, the low-voltage alarm will be activated, and the Icon of battery on the display will be flashing. While the Battery Voltage is lower than 32.5V, the eScooter will enter the Under-Voltage Protection automatically and the motor stop working.

## Error code:

- |  |                               |
|--|-------------------------------|
| E0: Communication Signal Failure           | E5: Hall-signal Failure       |
| E1: Motor Failure                          | P1: Rotation-block Protection |
| E2: Throttle Function Failure              | P2: Lower-Voltage Protection  |
| E3: Braking Function Failure               | P3: Over-Voltage Protection   |
| E4: MOS Failure or Over-current Protection | P4: Over-Heat Protection      |



-6-

## Limited Warranty Statement

**7 DAY SATISFACTION GUARANTEED RETURN POLICY**  
If you are unsatisfied with your purchase, our return policy allows you to return the product purchased on the Authorization channel within 7 days counting from the date of receipt of shipment, and request a refund from the Authorization channel for any reason. Note: Express shipping cost is non-refundable. For the return request, we are not responsible for lost packages due to the carrier, or products received that cannot be verified. Received products that have damage determined to have been caused by the end-user may be subject to denial of the return request.

## LIMITED PRODUCT WARRANTY

We warrants the original purchaser that your product shall be free from defects in materials and workmanship under normal use for a period aforementioned. We do not warrant the operation of the product will be uninterrupted or error-free. We are not responsible for damage arising from failure to follow instructions relating to the product's usage.

**TO QUALIFY FOR A REFUND, ALL THE FOLLOWING CONDITIONS MUST BE MET:**  
1. A Return Merchandise Authorization (RMA) must be requested within 7 days from the date of receipt of shipment. To request an RMA, contact us through E-mail: support@o-otd.com for service.  
2. The cost of return shipping will be borne by the customer.  
3. For warranty service, please keep your receipt and/or invoice to validate proof of purchase.  
4. Returned product must be in good physical condition (not physically broken or damaged).  
5. All accessories originally included with your purchase must be included with your return.  
6. If you return a product to our warehouse, (a) without an RMA without all parts included in the original package, we retain the right to refuse delivery of such return.

## REMEDIES

If a hardware defect is found and a valid claim is received by OOTD within the Warranty Period, we will, at its option and to the extent permitted by law, either repair the product at no charge, using new or refurbished replacement parts or, replace the product with a new or refurbished product. In the event of a defect, to the extent permitted by law, these are your sole and exclusive remedies. Shipping and handling charges may apply except where prohibited by applicable law. Any replacement hardware product will be warranted for the remainder of the original warranty period or seven (7) days, whichever is longer, or for any additional period of time that may be applicable in your jurisdiction.

## HOW TO OBTAIN WARRANTY SERVICE

A Warranty Service Order must be requested within Warranty Period from the date of receipt of shipment. To request a Warranty Service Order, contact us through E-mail: support@o-otd.com for service. To obtain warranty service, you must deliver the product in either its original packaging or packaging providing an equal degree of protection, to the address specified by seller. In accordance with applicable law, we may require the customer to furnish proof of purchase details and/or comply with registration requirements before receiving warranty service period or seven (7) days, whichever is longer, or for any additional period of time that may be applicable in your jurisdiction.

## LIMITATION OF DAMAGES

Except to the extent prohibited by applicable law, we shall not be liable for any incidental, indirect, special, or consequential damages, including but not limited to loss of profits, revenue or data, resulting from any breach of express or implied warranty or condition, or under any other legal theory, even when OOTD has been advised of the possibility of such damages. Some jurisdictions do not allow the exclusion or limitation of special, indirect, incidental or consequential damages, so the above limitation or exclusion may not apply to you.

-7-