


Language modification:



1. After starting up, click the **video** button. When the screen displays, click the **menu** button.



2. Press the  key to select the last option on the screen(**工具--Settings**), click



the  button to confirm, and enter the Settings.

3. Click the  to select the **语言 option**, click the  button to confirm, you can see that English is available, select English.

4. Finally, click the **Back** button to return to the main menu.

