

USER MANUAL

Preface

First of all, thank you for purchasing our products!

This product is a USB audio interface that integrates recording, karaoke, live streaming and computer audio playback. We will introduce how to use this product for you.

Product Features

- Support accompaniment input
- Built-in preset a warm-up effects
- Built-in auto-tune, pitch shift functions
- Strong reverb effect

Knobs

MIC

Use the knob to adjust the volume of the microphone. Turn it to the right it increases. In order to prevent popping, please do not turn the volume to the maximum.

Reverb

Use the knob to adjust the depth of reverb depth. Turn it to the right it increases. Produce various effects to meet the needs of different customers.

Treble

Use the knob to adjust the EQ high frequency. The sound gets brighter when turn right.

Bass

Use the knob to adjust the EQ low frequency. The sound gets thicker when turn right.

Accompaniment

Use the knob to adjust the volume of the accompaniment. Turn it to the right it increases.

Monitor

Used the knob to adjust the volume of the microphone. Turn it to the right it increases. To prevent noise, please do not turn it to the maximum.

Fader

Record

Adjust the sound volume of the mobile phone recording with the help of the sliders, and try to adjust it to the appropriate position according to your needs, so as to record it without bursting sound.

Fx Audio

The sound volume can be adjusted by means of push, which can be adjusted freely according to the live broadcasting effect and the listening effect.

Buttons

Power on/off/USB Loopback

Long press switch machine, after booting, can be matched with bluetooth at any time. The light beside switch turn blue and flash slowly means matching success, once pairing, you can select the bluetooth devices connected in the next time, short press USB Loopback switch, in the case of computer web live or live software cannot choose audio device, turn on the USB Loopback switch to enter the audio sound from the computer into the live room.

Original

The basic mode of sound card, without reverberation effect, mainly for chatting.

Sing

The singing-oriented mode, can be influenced by reverberation and bass to achieve the most appropriate effect.

Auto-tune

There are 12 kinds of electronic tone mode.

Pitch shift

There are 4 modes of change the voice in total. (Uncle voice, Royal sound, Infantile speech, Monster voice).

Mute

Whether it is bluetooth accompaniment or accompaniment interface accompaniment, songs can be directly turned into mute accompaniment. Short press on/off.

MC

In this mode, the voice is low and thick, which is not controlled by the treble and bass knobs. Short press on/off.

Dodge

Dodge is the mode that uses when playing the background music. When you are talking, the background music will fade out. When you stop talking, the background music will fade in. Short press on/off.

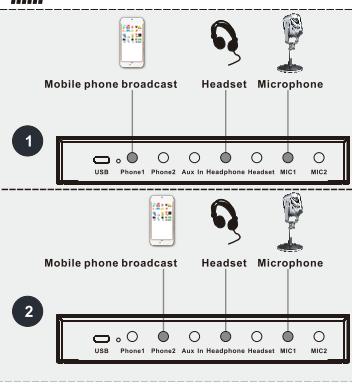
16 Fx Audio

Provide 16 sound files. Four of them provide users with different needs of the game fast sound.

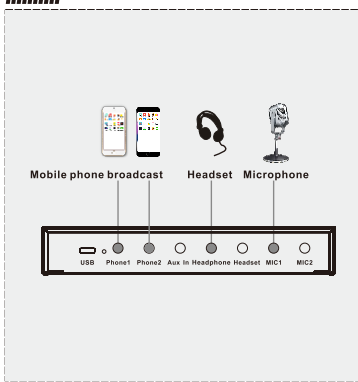
Connection Type

Take the input mode of microphone + headset as an example to conduct live broadcasting

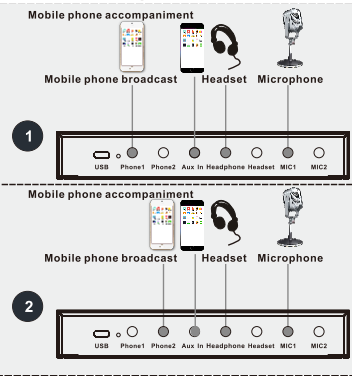
1 one mobile phone broadcast



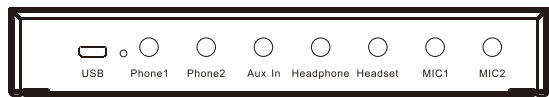
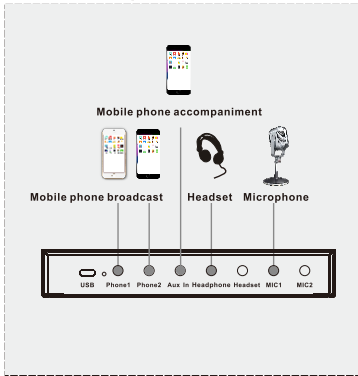
2 two mobile phone broadcast



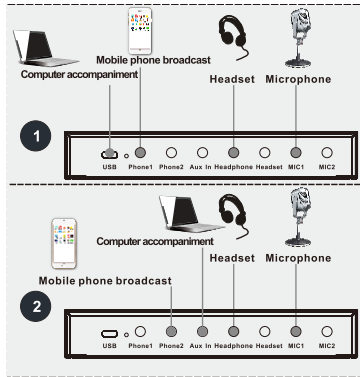
3 Mobile phone accompaniment mobile phone broadcast



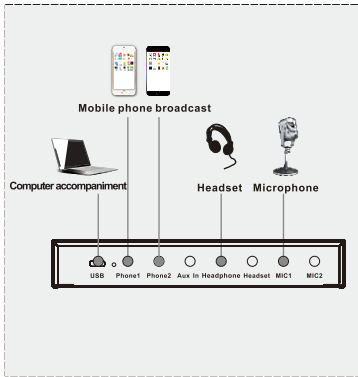
4 Mobile phone accompaniment two mobile phone broadcast



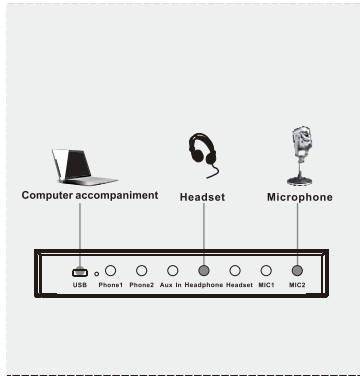
5 Computer accompaniment mobile phone broadcast



6 Computer accompaniment phone broadcast



7 Computer broadcast



8 Mobile phone accompaniment Computer broadcast

